


2022 BARNESVILLE

TROJAN FOOTBALL 13-0



JV Team - 4-0

9/10 Team 7-0

Midwest District White Champions

Section 8AA Champions

State AA Champions

Name: Aaron Baker

Parents Name: Jeff and Leah Baker

Number of years lettered: 3

Positions played: RB/DB

Favorite football memory: Winning the state championship

What are you going to miss next year: Hanging out with his friends everyday and working hard.

Future Plans: Lake Superior Technical College, Duluth

Offensive Stats: 5 carries for 17 yards, 1 TD scored, 1 punt return for 11 yards - 6 points scored

Defensive Stats: 25 solo, 26 assisted, 5 TFL, 6 tipped passes, 1 fumble caused, 2 fumble recoveries, 1 interception, 1 tackle on kick, 135 defensive points

Awards won: 2020 10th Grade Ironman



Name: Austin Bolgrean

Parents Name: Jeff and Laura Bolgrean

Number of years lettered: 3

Positions played: OL/DL

Favorite football memory: Beating Chatfield

What are you going to miss next year: Being in the cities as a team

Future Plans: pursue a degree in dentistry, college choice isn't decided at this time

Defensive Stats: 11 solum 28 assisted, 6 TFL, 2 caused fumbles, 1 1/2 sacks, 87 defensive points

Awards won: 2020, 2021, 2022 Midwest District All Academic Team, 2022 Honorable Mention All Section



Name: Braeden Bredman

Parents Name: Dion and Angie Bredman

Number of years lettered: 4

Positions played: RB/DB

Favorite football memory: Winning state against Chatfield


What are you going to miss next year: Singing on the bus ride and being with the boys

Future Plans: Wadena for Electrical Lineman

Offensive Stats: 181 rushing attempts for 1,149 yards, a 6.35 average, 5 fumbles and 15 rushing TD's, 13 receptions for 306 yards with 6 TD's, 9 - 2 point conversions scored, 6 punt returns for 112 yards, 22 kick off returns for 402 yards and 1 TD scored. 1 pass attempted 0 completions. 150 points scored

Defensive Stats: 73 solo, 67 assisted, 7 TFL, 15 Tipped passes, 4 caused fumbles, 4 recovered fumbles, 5 interceptions, 15 tackles on kicks, 413 defensive points

Awards won: 2021 Honorable Mention All District, 2021 All Section, 2022 Midwest White All District, 2022 All Section, 2022 Midwest White District Defensive Back of the Year



Name: Brodee Gray

Parents Name: Marty and Melissa Gray

Number of years lettered: 3

Positions played: QB/RB/DB

Favorite football memory: Winning state championship


What are you going to miss next year: I will miss hanging with the boys and playing games

Future Plans: NDSCS for electrical

Offensive Stats: 9 carries for 33 yards

Defensive Stats: 24 solo, 25 assisted, 3 TFL, 4 tipped passes, 1 fumble recovery ; 128 defensive points

Awards won: 9th grade IronMan winner 2019, 11th grade Ironman winner 2021, 2022
Honorable Mention All Section



Name: Tate Inniger

Parents Name: Brett and Holly Inniger

Number of years lettered: 4

Positions played: QB/TE/DL

Favorite football memory: Winning a state championship

What are you going to miss next year: Being with my teammates and making memories

Future Plans: Undecided

Offensive Stats: 3 rushes for 5 yards and 3 TD's, 3 - 2 point conversions scored, 3 for 3 passing for 49 yards and 1 TD, 13 receptions for 167 yards and 7 TD's - 64 points scored

Defensive Stats: 7 solo, 23 assisted, 3 TFL, 1 1/2 sacks, 56 defensive points

Awards won: 2020, 2021, 2022 Midwest District All Academic Team, 2022 Most Valuable Teammate, 2022 Honorable Mention All District, 2022 Class AA Most Valuable Teammate - Barnesville selection



Name: Jordan Kroll

Parents Name: Mary and Jason Kroll

Number of years lettered: 3

Positions played: OL/DL

Favorite football memory: Playing at US Bank Stadium

What are you going to miss next year: Hanging out with my friends and the O-Line dinners

Future Plans: work heavy machines

Defensive Stats: 5 solo, 14 assisted, 4 TFL, 1 sack, 1 blocked kick; 46 defensive points

Awards won: 2022 Honorable Mention All Section



Name: Connor Loeks

Parents Name: Kristy Loeks and the late Brett Loeks

Number of years lettered: 3

Positions played: FB/LB

Favorite football memory: Players doing TV Interviews

What are you going to miss next year: playing with my friends/family

Future Plans: attend UND for Aviation to become a commercial pilot

Offensive Stats: 20 carries for 184 yards and 1 TD scored, 6 points scored

Defensive Stats: 52 solo, 67 assisted, 10 TFL, 4 tipped passes, 1 fumble caused, 2 fumble recoveries, 1 interception, 1 sack, 14 tackles on kicks, 308 defensive points

Awards won: 2022 Trojan Pride, 12th grade Ironman and Overall Winner, 2022 All District, 2022 District Most Valuable LB, 2020, 2021, 2022 Midwest District All Academic Team



Name: Isaac Maneval

Parents Name: Melanie and Jason Maneval

Number of years lettered: 2

Positions played: TE/T/DE/K/Punter

Favorite football memory: Winning state

What are you going to miss next year: Playing football in general

Future Plans: Undecided

Offensive Stats: 2 receptions for 20 yards and 1 TD, 109 kickoffs for 4,714 yards for a 43.2 average, 53 out of 64 extra points, 2/4 on Field Goals. 27 punts for 896 yards a 33.2 yard average. 65 points scored

Defensive Stats: 4 assisted tackles, 1 tackle on kick, 7 defensive points

Awards won: 2022 Special Player of the year, 2022 Midwest District Co-Specialist of the Year



Name: Andrew Pederson

Parents Name: Carl Pederson and Melissa Pederson

Number of years lettered: 3

Positions played: RB/FB/LB/Punter/FG kicker

Favorite football memory: Winning the state championship

What are you going to miss next year: Playing with the boys and the family atmosphere

Future Plans: Attend NDSCS for construction management or trades, undecided on football

Offensive Stats: 128 carries for 1,129 yards an 8.8 yard average 3 fumbles and 20 TD's scored, 4 receptions for 50 yards and 2 touchdowns, 1 - 2 point conversion, 1/1 extra point kick, 14 punts for 474 yards a 33.9 yard average - 135 points scored

Defensive Stats: 9 solo, 4 assisted, 1 interception for a TD, 1 blocked kick, 7 tackles on kicks, 62 defensive points

Awards won: 2022 Honorable Mention All District, 2022 All Section



Name: Owen Riddle

Parents Name: Angie and Mike Riddle

Number of years lettered: 3

Positions played: QB/RB/Safety

Favorite football memory: Hotel after the Chatfield game in 2021

What are you going to miss next year: Spending time with my teammates

Future Plans: NDSCS - possibility of playing football

Offensive Stats: 19 carries for 111 yards, 1 TD, 1/4 passing for 13 yards, 1 interception. 2 - 2 point conversions scored. 1 kickoff return for 13 yards. 10 points scored

Defensive Stats: 32 solo, 38 assisted, 5 TFL, 11 tipped passes, 8 interceptions, 8 tackles on kicks, 219 defensive points

Awards won: 2022 Most Valuable Defensive Back, 2022 Honorable Mention All District, 2022 All Section



Name: Jonny Robideau

Parents Name: Nate and Kari Robideau

Number of years lettered: 5

Positions played: OL/LB

Favorite football memory: Winning state

What are you going to miss next year: spending time building relationships and making memories

Future Plans: Undecided

Defensive Stats: 108 solo, 218 assisted, 45 TFL, 2 tipped passes, 3 caused fumbles, 3 fumble recoveries, 1 interception, 8 sacks, 14 tackles on kicks, 740 defensive points

Awards won: 2018 Rookie of the Year, 2019 All District, 2020 Most Valuable O-Lineman, 2020 Most Valuable LB, , MVP Defense 2020, 2020 All District, District Most Valuable LB 2020, 2020 All Section, 2021 Most valuable O-Lineman, 2021 Most Valuable LB, 2021 Most Valuable Defensive Player, 2021 All District, 2021 All Section, 2022 Most Valuable Offensive Lineman, 2022 Most Valuable LB, 2022 MVP, 2022 District Most Valuable Offensive Lineman, 2022 Midwest District Player of the Year (co with Ethan Boll), 2022 All Section, 2022 All Star Football Game



Name: John Roller

Parents Name: Mindy and Kevin Roller

Number of years lettered: 3

Positions played: FB/LB

Favorite football memory: Winning state

What are you going to miss next year: Running back dinners

Future Plans: Construction management at NDSCS

Offensive Stats: 171 carries for 1,643 yards, 2 fumbles and 20 TD's, 7 receptions for 127 yards and 1 TD scored. 1 - 2 point conversion scored. 128 points scored

Defensive Stats: 7 solo, 5 assisted, 10 tackles on kicks, 41 points scored

Awards won: 2021 Most Improved, 2022 Most Valuable Offensive Back, 2022 Most Valuable Offensive Player, 2022 All District, 2022 All Section



Name: Spencer Schumacher

Parents Name: Donovan and Mandy Schumacher

Number of years lettered: 4

Positions played: OL/DL/Long Snapper

Favorite football memory: Winning the state championship

What are you going to miss next year: Being with my teammates and Trow's foot "twitching"

Future Plans: Attend NDSCS to do generals and eventually become a DNR officer

Defensive Stats: 2 assisted tackles, 1 tackle on kick, 5 defensive points



Name: Brennan Steele

Parents Name: Andrea Steele and the late Chris Steele

Number of years lettered: 3

Positions played: OL/DL


Favorite football memory: Winning the state championship with my friends

What are you going to miss next year: spending everyday with my buddies

Future Plans: going to college undecided at this time

Defensive Stats: 4 solo, 9 assisted, 4 TFL, 1 fumble recovery, 3.5 sacks, 1 tackle on kick, 49 defensive points

Awards won: 2022 Practice Player of the Year, 2020, 2021, 2022 Midwest District All Academic Team



Name: Wyatt Suter

Parents Name: Chad and Cheryl Suter

Number of years lettered:

Positions played: TE/DE

Favorite football memory: Being the first team in school history to win state



What are you going to miss next year: I will miss playing and hanging out with the team

Future Plans: University of South Dakota to major in psychology

Offensive Stats: 6 receptions for 108 yards

Defensive Stats: 10 solo, 30 assisted, 8 TFL, 5 sacks, 1 blocked kick, 100 defensive points

Awards won: 2020, 2021, 2022 Midwest District All Academic Team, 2022 Honorable Mention All Section



Name: Tim Wells

Parents Name: Tim and Alma Wells

Number of years lettered: 3

Positions played: OL/DL


Favorite football memory: Winning state with my team

What are you going to miss next year: playing with my friends

Future Plans: go to Mayville State and play football

Defensive Stats: 12 solo, 25 assisted, 11 TFL, 1 1/2 sacks, 89 defensive points

Awards won: 2020 Rookie of the Year, 2021 Honorable Mention All District, 2021 All Section



Name: Logan Yeske

Parents Name: Jon and Susan Yeske

Number of years lettered: 3

Positions played: TE/DE


Favorite football memory: winning the state championship

What are you going to miss next year: playing on Friday nights with my brothers

Future Plans: Undecided at this time

Defensive Stats: 15 solo, 37 assisted, 10 TFL, 3 fumble caused, 3 recovered fumbles, 3 sacks, 1 tackle on kick, 138 defensive points

Awards won: 2022 Honorable Mention All District



2022

Barnesville Trojan Award Winners

Practice Player of the YearBrennan Steele
Trojan PrideConnor Loeks
Most Improved Football PlayerPeyton Amundson/Zachary Bredman
Rookie of the Year AwardPeyton Amundson
Most Valuable Offensive Lineman.....Jonny Robideau
Most Valuable Offensive BackJohn Roller
Most Valuable Defensive LinemanPeyton Amundson
Most Valuable Defensive BackOwen Riddle
Most Valuable LinebackerJonny Robideau
Most Valuable Special TeamsIsaac Maneval
Most Valuable TeammateTate Inniger
Most Valuable Offensive PlayerJohn Roller
Most Valuable Defensive PlayerPeyton Amundson/Jonny Robideau
Most Valuable Player.....Jonny Robideau
9th Grade Ironman ChampionCameron Halverson
10th Grade Ironman Champion.....Gannon Bolgrean
11th Grade Ironman Champion.....Ethan Larson
12th Grade Ironman Champion.....Connor Loeks
Overall Ironman Champion.....Connor Loeks, 152 points

Midwest District - White All District

Jonny Robideau, Braeden Bredman, Tim Wells, Peyton Amundson, John Roller, Connor Loeks

Honorable Mention All District

Tate Inniger, Andrew Pederson, Logan Yeske, Owen Riddle

Midwest District Most Valuable Linebacker

Connor Loeks

Midwest District Most Valuable Defensive Back of the Year

Braeden Bredman

Midwest District Most Valuable Offensive Lineman

Jonny Robideau

Midwest District Specialist of the Year

Isaac Maneval/Duncan Tronicke (Osakis)

Midwest District Most Valuable Player

Jonny Robideau and Ethan Boll(Crookston)

All Section 8AA Team

Jonny Robideau, Braeden Bredman, Owen Riddle, Zachary Bredman, Andrew Pederson, Peyton Amundson, John Roller

Honorable Mention All Section

Jordan Kroll, Austin Bolgrean, Wyatt Suter, Brodee Gray, Dawson Gregg

Midwest District All Academic Team - Overall GPA over 3.7

Wyatt Suter, Tate Inniger, Connor Loeks, Brennan Steele, Austin Bolgrean, Jameson Haycraft, Noah Stanford, Peyton Amundson, Nate Huesman, Ethan Larson, Nick Robideau, Jack Maesse, Gannon Bolgrean

MSHSL Best Teammate Award - Tate Inniger (presented at state finals)

All Star Football Game 2022

Jonny Robideau

9/10 grade

Most Valuable Player - Cameron Halverson

Hardest Worker - Connor Klemin

Best Teammate - Jack Bredman

JV

Most Valuable Player - Gannon Bolgrean

Hardest Worker - Christian Lien

2023								
Name	Height	Weight	Bench Press 2pts each 5lbs over wgt	Pull ups 1 pt Each	30 Sec Dummy Jumps 1 pt Each	40 yd Dash	400	Total
Baker, Aaron 2018	5'2	90	100	16	66	5.97	82	93
2019	5'4	105	115	17	65	5.6	75	99
2020	5'5	116	155	16	66	4.9	69	122
2021	5'6	120	170	19	68	5.18	64	131
2022	5'7	130	175	23	65	5.13	65	130
Bolgrean, Austin 2019	5'9	140	160	10	51	5.9	80	77
2020	5'9	153	180	7	44	5.5	75	75
2021	5'11	175	205	8	55	5.63	83	84
2022	5'11	185	245	8	58	5.58	80	102
Bredman, Braeden 2019	5'11	125	110	14	57	5.1	65	93
2020	5'11	140	155	15	56	4.77	60	107
2021	6'1	150	165	20	61	4.87	60	116
2022	6'1	155	185	25	60	4.69	59	128
Gray, Brodee 2018	5'2	97	100	17	61	6.02	78	84
2019	5'5	130	150	15	64	5.6	75	100
2020	5'7	140	195	15	54	5	62	117
2021	5'8	150	225	21	67	5.19	65	142
2022	5'9	150	235	21	67	5.16	64	146
Inniger, Tate 2018	5'10	200	140	0	44	6.03	106	46
2019	6'1	220	170	1	50	5.73	83	57
2020	6'2	240	215					
2021	6'2	245	245	2	57	5.35	78	72
2022	6'3	260	265					
Kroll, Jordan 2019	6'2	170	190	2	41	5.9	91	56
2020	6'3	202	230	5	36	5.37	74	70
2021	6'5	210	270	3	55	5.62	85	90
2022	6'5	210	265	8	50	5.25	79	95
Loeks, Connor 2018	5'6	150	115	7	56	5.79	106	68
2019	5'8	155	165	15	55	5.3	73	91
2020	5'9	162	200	10	52	5.33	66	99
2021	5'10	175	245	2	57	5.35	78	102
2022	5'10	180	305	14	62	4.88	66	152
Maneval, Isaac 2018	5'10	145	95	0	47	6.62	111	47
2019	5'11	155	100	0	42	6.0	97	44
2020	6'2	181	140	0	48	6.1	87	49
2021	6'6	215	195	4	55	5.62	85	65
2022	6'7	220	225	7	57	5.63	80	77
Pederson, Andrew 2018	5'6	125	100	2	52	5.50	99	61
2019	5'10	140	130	7	54	5.3	80	73
2020	5'11	160	165	14	47	4.9	68	87
2021	6'1	180	195	19	56	4.96	61	108
2022	6'1	190	205	14	58	4.96	75	98
Riddle, Owen 2019	6'2	150	120	5	59	5.6	65	81
2020	6'3	163	155	4	52	4.87	59	83
2021	6'4	180	170	8	62	5.14	59	94
2022	6'4	185	185	9	64	5.1	60	97
Robideau, Jonny 2018	5'11	190	155	2	50	5.75	96	57
2019	6'0	220	235	2	45	5.75	84	60
2020	6'0	233	265	3	47	5.3	77	77
2021	6'1	210	275	7	52	5.14	72	105
2022	6'1	220	305	5	57	5.20	71	115
Roller, John 2018	5'6	120	100	5	57	5.97	102	66
2019	5'10	145	175	7	65	5.6	98	92
2020	5'11	152	165	14	70	5	74	114
2021	6'0	160	205	22	71	5.09	65	136
2022	6'0	165	220	20	68	5.1	70	131
Schumacher, Spencer 2018	5'9	185	145	0	40	6.47	114	40
2019	5'11	185	180	1	50	5.6	81	59
2020	5'11	195	205	0	49	5.39	88	64
2021	6'0	200	230	2	48	5.58	84	71
2022	6'0	175	215	7	59	5.46	80	95
Steele, Brennan 2019	5'5	150	115	4	44	5.5	84	55
2020	5'5	186	155	8	39	5.5	86	54
2021	5'6	185	175	4	53	5.52	83	65
2022	5'6	165	165	8	62	5.33	78	83
Suter, Wyatt 2018	5'11	150	115	1	56	5.65	80	66
2019	6'2	150	150	5	59	5.4	69	81
2020	6'3	175	195	7	52	5	66	91
2021	6'3	180	200	8	60	5.28	67	98
2022	6'4	190	215	8	61	5.19	70	100
Wells, Tim 2019	6'0	245	225	0	38	5.5	86	45
2020	6'0	251	285	0	44	5.53	79	70
2021	6'1	260	300	1	53	5.40	81	82
2022	6'1	250	295	3	61	5.33	82	94
Yeske, Logan 2019	5'10	165	135	4	54	5.5	93	65
2020	5'11	170	165	3	50	5.11	78	68
2021	6'1	180	180	4	58	5.25	84	72
2022	6'1	190	220	7	59	5.07	75	97

2024								
Name	Height	Weight	Bench Press 2pts each 5lbs over wgt	Pull ups 1 pt Each	30 Sec Dummy Jumps 1 pt Each	40 yd Dash	400	Total
Amundson, Peyton, 2020	5'9	139	140	8				8
2021	6'0	170	185	9	59	5.09	69	97
2022	6'0	180	245	16	64	4.98	60	134
Atteberry, Michael, 2020	5'6	185	125	0	35	5.8	113	39
2021	5'8	200	145	0	45	5.89	105	49
2022	5'8	215	150	0	48	6.01	99	50
Blilie, Hunter, 2020	5'7	128			43	5.33	79	55
2021	5'10	145	145	10	45	5.26	68	58
2022	5'10	160	180	14	54	5.19	69	98
Bredman, Zach 2019	5'3	95	70	7	59	5.97	77	73
2020	5'7	134	105	10	56	5.15	69	85
2021	5'10	130	125	15	60	5.21	63	97
2022	5'10	135	135	23	59	4.98	62	107
Brown, Tucker 2020	5'8	145	95	4	40	5.63	82	51
Dodge, Isaac 2020	5'11	135	115	8	52	5.11	76	76
Drees, Tyler, 2020	5'10	158	145	7	43	5.71	83	56
2021	5'11	165	140	10	53	5.34	72	79
2022	6'1	170	205	12	62	5.16	75	106
Eickenbrock, Levi, 2020	5'10	128	125	9	39	5.7	84	53
2021	6'0	145	160	11	55	5.37	76	88
2022	6'0	150	205	14	57	5.12	69	115
Ernst, Jaxon, 2020	5'7	171	155	2	38	5.7	90	45
2021	5'8	195	200	1	55	5.97	82	65
2022	5'9	170	220	8	58	5.52	75	100
Ernst, Sawyer, 2020	5'8	256	135	0	21	7.4	133	21
Gregg, Dawson 2019	5'3	110	115	20	60	6.35	85	84
2020	5'7	135	165	33	58	5.39	72	121
2021	5'9	150	205	22	66	5.06	65	135
2022	5'9	165	225	21	68	4.99	63	138
Hauck, Ayden 2020	5'6	137	165	26	61	5.15	70	120
2021	5'8	140	175	18	64	5.19	65	120
2022	5'8	140	180	20	65	5.24	64	124
Haycraft, Jameson 2020	5'11	139	120	8	51	5.4	83	67
2021	6'1	150	135	7	55	5.45	77	74
2022	6'0	170	135	9	55	5.4	73	78
Hoppe, Ethan 2020	5'7	142	155	6	52	5.13	72	84
2021	5'9	145	160	8	57	5.02	70	93
2022	5'8	150	155	7	58	5.07	70	88
Hough, Jack 2020	5'7	191	110	0				0
Huesman, Nathaniel 2020	5'8	118	90	3	33	6.29	82	37
2021	5'8	125	105	8	56	5.61	74	76
2022	5'9	145	150	7	60	5.3	72	87
Krueger, Justin 2019	5'7	200	185	1	42	6.12	103	44
2020	5'10	238	255	2	36	5.93	89	49
2021	5'10	265	295	2	44	5.78	105	65
2022	5'10	265	335	3	53	5.38	109	102
Larson, Ethan 2019	5'11	150	155	7	46	5.49	76	70
2020	6'0	169	200	9	47	4.98	70	91
2021	6'2	180	255	9	57	4.71	66	123
2022	6'1	190	275	12	64	4.69	63	140
Lien, Christian 2020	5'9	153	175	57	49	5.48	82	74
2021	5'11	160	175	10	50	5.35	79	80
2022	6'0	175	245	12	58	5.29	72	117
Luhman, Landon, 2021	5'9	195	175	2	30	5.95	105	35
Mueller, Kaden 2019	5'10	180	165	2	47	5.63	81	57
2020	5'10	179	185	3	40	5.49	73	61
2021	5'11	170	195	6	55	5.21	67	93
O'Brien, Asher 2020	5'5	108	115	11	41	5.46	75	69
2021	5'9	120	140	15	55	5.06	73	98
2022	5'9	130	165	18	57	4.84	71	113
Olson, Atticus 2020	6'1	253	105	0	24	6.75	134	24
2021	6'4	265	155	0	32	6.42	112	32
2022	6'3	300	205	0	30	6.28	128	30
Pender, Austin 2021	5'11	145	145	16	56	5.41	72	87
2022	6'0	165	240	21	58	5.17	65	133
Russell, Dovante 2020	5'5	128	115	7	43	5.58		57
Schroeder, Avery 2020	5'6	133	135	8	52	5.7	77	69
2021	5'8	145	160	8	62	5.21	72	95
2022	5'8	150	220	20	60	5.12	64	132
Spillum, David 2020	6'0	144	135	9	54	4.73	64	89
2021	6'0	150	145	11	61	4.83	59	99
2022	5'11	155	185	12	65	4.8	58	118
Stanford, Noah 2020	5'7	131	120	9	54	5.62	77	73
2021	5'11	150	150	8	58	5.32	67	85
2022	5'11	170	205	12	62	5.16	67	111
Swenson, Carter 2020	5'8	122	95	2	40	5.67	87	48
2021	5'10	135	125	4	52	5.37	83	66
2022	6'0	155	125	3	57	5.44	75	73
Tschumperlin, Jay 2020	5'10	151	125	8	41	5.14	73	66
2021	6'0	160	145	10	53	5.13	64	85
2022	6'0	180	145	10	56	5.15	68	86
Thune, Evan 2022	5'5	140	195	11	55	5.65	76	101

Table 1

2025								
Name	Height	Weight	Bench Press 2pts each 5lbs over wgt	Pull ups 1 pt Each	30 Sec Dummy Jumps 1 pt Each	40 yd Dash	400	Total
Bolgrean, Gannon 2021	5'7	130	150	13	66	5.45	67	107
2022	5'10	150	220	18	69	5.05	65	140
Bredman, Jack 2021	5'11	140	135	10	57	5.28	72	84
2022	6'0	150	160	13	64	5.12	64	105
Christiansen, Riley 2021	6'2	165	145	2	40	5.47	89	50
2022	6'3	175	150	3	41	5.46	88	52
Dorton, Alex 2021	5'9	150						0
2022	5'10	155	145	5	54	5.27	74	75
Olgeirson-Gehrig, Terrance 2021	6'1	265	115	0	23	6.93	120	23
2022	6'1	270	135	1	28	6.77	135	29
Kent, Aiden 2021	6'1	195	165	4	43	5.82	89	51
2022	6'1	210	265	8	43	5.37	76	89
Maesse, Jack 2021	6'0	165	205	10	40	5.33	72	84
2022	6'2	175	235	13	61	5.02	72	119
Mason, Brendon 2022	5'11	140	85	2	39	5.44	72	56
Morey, Collin 2021	5'7	165	175	4	44	5.83	94	58
2022	5'8	150	185	7	56	5.28	78	93
Nosal, Brady 2021	5'9	115	105	8	57	5.02	72	84
Randklev, Brendon 2021	5'11	150	95	1	48	5.52	91	56
2022	6'0	155	130	0	52	5.15	72	70
Robideau, Nick 2021	5'10	165	215	10	53	5.14	70	104
2022	5'10	185	265	14	64	5.09	67	134
Thorkelson, Brenden 2021	6'0	195	135	1	44	5.93	82	49
2022	6'2	165	165	6	53	5.46	68	76
Tuel, Kash 2021	5'7	185	120	2	49	5.89	93	55
2022	5'8	200	135	2	50	5.46	90	60
Zajac, Isalah 2021	6'2	155	125	4	injured	6.07	93	8
2022	6'2	155	155	6	47	5.13	82	65

Table 1

[illegible]

First	Last	Height	Weight	Bench Press 2pts each 5lbs over wgt	Pull ups 1 pt Each	30 Sec Dummy Jumps 1 pt Each	40 yd Dash	400	Total	Champions	Points in 2021	1 year change
Connor	Loeks	5'10	180	305	14	62	4.88	66	152	Overall/12th	102	50
Brodee	Gray	5'9	150	235	21	67	5.16	64	146		142	4
Cameron	Halverson	5'8	170	265	14	65	4.95	64	143	9th	103	40
Ethan	Larson	6'1	190	275	12	64	4.69	63	140	11th	123	17
Gannon	Bolgrean	5'10	150	220	18	69	5.05	65	140	10th	107	33
Dawson	Gregg	5'9	165	225	21	68	4.99	63	138		135	3
Peyton	Amundson	6'0	180	245	16	64	4.98	60	134		97	37
Nick	Robideau	5'10	185	265	14	64	5.09	67	134		104	30
Austin	Pender	6'0	165	240	21	58	5.17	65	133		87	46
Avery	Schroeder	5'8	150	220	20	60	5.12	64	132		95	37
John	Roller	6'0	165	220	20	68	5.1	70	131		136	-5
Aaron	Baker	5'7	130	175	23	65	5.13	65	130		131	-1
Braeden	Bredman	6'1	155	185	25	60	4.69	59	128		116	12
Ayden	Hauck	5'8	140	180	20	65	5.24	64	124		120	4
Jack	Maesse	6'2	175	235	13	61	5.02	72	119		84	35
David	Spillum	5'11	155	185	12	65	4.8	58	118		99	19
Christian	Lien	6'0	175	245	12	58	5.29	72	117		80	37
Jonny	Robideau	6'1	220	305	5	57	5.20	71	115		105	10
Levi	Eickenbrock	6'0	150	205	14	57	5.12	69	115		88	27
Asher	O'Brien	5'9	130	165	18	57	4.84	71	113		98	15
Noah	Stanford	5'11	170	205	12	62	5.16	67	111		85	26
Zachary	Bredman	5'10	135	135	23	59	4.98	62	107		97	10
Tyler	Drees	6'1	170	205	12	62	5.16	75	106		79	27
Major	Ness	5'11	165	215	7	53	5.01	62	106		69	37
Jack	Bredman	6'0	150	160	13	64	5.12	64	105		84	21
Austin	Bolgrean	5'11	185	245	8	58	5.58	80	102		84	18
Justin	Krueger	5'10	265	335	3	53	5.38	109	102		65	37
Evan	Thune	5'5	140	195	11	55	5.65	76	101			
Wyatt	Suter	6'4	190	215	8	61	5.19	70	100		98	2
Jaxon	Ernst	5'9	170	220	8	58	5.52	75	100		65	35
Elias	Cox	5'6	130	135	24	59	5.65	71	100			
Andrew	Pederson	6'1	190	205	14	58	4.96	75	98		108	-10
Hunter	Billie	5'10	160	180	14	54	5.19	69	98		58	40
Owen	Riddle	6'4	185	185	9	64	5.1	60	97		94	3
Logan	Yeske	6'0	190	220	7	59	5.07	75	97		72	25
Jack	Martin	5'10	150	175	10	53	5.2	65	96			
Jordan	Kroll	6'5	210	265	8	50	5.25	79	95		90	5
Spencer	Schumacher	6'0	175	215	7	59	5.46	80	95		71	24
Tim	Wells	6'1	250	295	3	61	5.33	82	94		82	12
Collin	Morey	5'8	150	185	7	56	5.28	78	93		58	35
Aiden	Kent	6'1	210	265	8	43	5.37	76	89		51	38
Ethan	Hoppe	5'8	150	155	7	58	5.07	70	88		93	-5
Nathaniel	Huesman	5'9	145	150	7	60	5.3	72	87		76	11
Jay	Tschumperlin	6'0	180	145	10	56	5.15	68	86		85	1
Brennan	Steele	5'6	165	165	8	62	5.33	78	83		65	18
Connor	Klemin	6'0	150	135	10	55	5.44	70	81		47	34
Jameson	Haycraft	6'0	170	135	9	55	5.4	73	78		74	4
Isaac	Maneval	6'7	220	225	7	57	5.63	80	77		65	12
Isaac	Dodge	5'11	135	115	8	52	5.11	76	76			
Brenden	Thorkelson	6'2	165	165	6	53	5.46	68	76		49	27
Alex	Dorton	5'10	155	145	5	54	5.27	74	75			
Carter	Swenson	6'0	155	125	3	57	5.44	75	73		66	7
Brendon	Randklev	6'0	155	130	0	52	5.15	72	70		56	14
Dawson	Leabo	5'6	135	105	5	52	5.58	76	69			
Isaiah	Zajac	6'2	155	155	6	47	5.13	82	65			
Alex	Fronning	5'11	130	70	2	49	5.72	71	64			
Kash	Tuel	5'8	200	135	2	50	5.46	90	60		55	5
Brendon	Mason	5'11	140	85	2	39	5.44	72	56			
Brock	Grabow	5'0	90	65	6	48	6.67	94	54			
Riley	Christiansen	6'3	175	150	3	41	5.46	88	52		50	2
Tucker	Brown	5'8	145	95	4	40	5.63	82	51			
Michael	Atteberry	5'8	215	150	0	48	6.01	99	50		49	1
Landen	Hartog	5'11	190	125	2	40	5.99	87	45			
Jackson	Meyer	5'10	200	140	0	39	6.08	84	41		48	-7
Cody	Mostue	5'6	160	95	0	41	6.54	101	41			
Atticus	Olson	6'3	300	205	0	30	6.28	128	30			
Terrance	Olgeirson-Gehri	6'1	270	135	1	28	6.77	135	29		23	6
Carson	Smith	6'6	365	135	0	10	7.70	138	10			
Tate	Inniger	6'3	260	265								

Midwest White District Position Awards									
Award	Name	School	Final White District Standings:						
Sub-District Tyler Stone									
Defensive Lineman of the Year	Ethan Boll	Crookston	1 Barnesville						
Sub-District Defensive Back of the Year	Braeden Bredman	Barnesville	2 Osakis						
Sub-District Linebacker of the Year	Connor Loeks	Barnesville	3 WCA-A						
Sub-District Offensive Lineman of the Year	Jonny Robideau	Barnesville	4 Crookston						
Sub-District Offensive Back of the Year	Anthony Sykora	WCA-A	5 Hawley						
Sub-District Receiver of the Year	Cole Anderson	WCA-A	6 Pillager						
Sub-District Quarterback of the Year	Kyle Mages	Osakis	7 Staples-Motley						
Sub-District Specialist of the Year	Isaac Maneval	Barnesville							
	Duncan Tronicke	Osakis							
Sub-District Coach of the Year	Bryan Strand	Barnesville							
**A single player can win a maximum of one award.									
Sub-District Player of the Year/Mr. Football Nominee	Ethan Boll	Crookston							
**Can be one of the above winners.	Jonny Robideau	Barnesville							
First Team All District Players	WCA-A	Staples-Motley	Pillager	Hawley	Osakis	Barnesville	Crookston		
	Anthony Sykora	Elijah Clausen		Braxton Boe	Kyle Mages	Jonny Robideau	Ethan Boll		
First=6, Second=5, Third=4, Fourth=3	Cole Anderson			John Vetter	Tyson Hagedorn	John Roller	Tanner Giese		
Fifth=2, Sixth=1, Seventh=1	Isaac Kreft				Grant Mages	Connor Loeks	Jaren Bailey		
	Nas Dotts				Drew Imdieke	Peyton Amundson			
					Wyatt Sell	Braeden Bredman			
						Justin Krueger			
						Tim Wells			

All District Honorable Mention	WCA-A	Staples-Motley	Pillager	Hawley	Osakis	Barnesville	Crookston
(Certificates)	Brady Lindquist	Blake Neelan	Danny Heldman	Derek Tibbetts	McCarter Kirksey	Tate Inniger	Ethan Bowman
First=4, Second=3, Third=3, Fourth=3	Will Rustan		Aiden Turbaugh	Ryan Sperr	Tyler Baumgartner	Andrew Pederson	Hunter Knutson
Fifth=2, Sixth=2, Seventh=1	Damon Sanstead				Ian Adolphsen	Logan Yeske	Carter Coquette
						Owen Riddle	
Academic All District (3.7 or higher)	WCA-A	Staples-Motley	Pillager	Hawley	Osakis	Barnesville	Crookston
(Certificates)	Brett Amundson	Andrew Salcido			Ian Adolphson	Austin Bolgrean	
	Cole Anderson	Peyton Mithun			Jack Petrich	Tate Inniger	
	Ben Bye	Alexander Schultz			Tyson Hagedon	Brennan Steele	
	Nas Dotts	Jack Carlson			Ben Berger	Connor Lookes	
	Tyler Girard	Ben Tyrrell			Jacob Johanson	Wyatt Suter	
	Hunter Gruchow	Skyler Self			Grant Mages	Noah Stanford	
	Peyton Hanson	Sawyer Ferdon			Kyle Mages	Jameson Haycraft	
	Sam Hanson				Kaleb Helberg	Peyton Amundson	
	Isaac Kreft					Nate Huesman	
	Ben Nyreen					Ethan Larson	
	Will Rustan					Nick Robideau	
	Damon Sanstead					Jack Maesse	
	Owen Sanstead					Gannon Bolgrean	

ALL SECTION FOOTBALL 4A 6A 8AA 8AA 2021

6A All Section Team		6AA All Section Team		8AA All Section Team		4A All Section Team						
Breckenridge 6	12	DL/OL	Eli Fletcher	12	RB/LB	John Roller	12	FB	Isaac Rudningen	12	TE/LB	
	12	RB/LB	Nathan Lahr	12	TE/LB	Owen Riddle	12	DB	Hunter Kallstrom	11	TE/DE	
	12	OL/DL	Cory McCoy	12	OL/DE	Zach Bredman	11	QB	Masyn Olson	12	OL/LB	
	12	RB/LB	Jay Neubert	11	WR/DB	Andrew Pederson	12	RB	Jaiden Henjum	12	QB/DB	
	12	LB	Ethan Riley	11	C/DT	Peyyton Amundson	11	DE	Jason Jones	12	OL/NG	
	10	RB	Carter Schuster	12	OL/DL	Braeden Bredman	12	RB/DB	Chase Maggaard	12	RB/LB	
	Otter Tail Central 5			Matthew Warring	12	QB/DE	Jonny Robideau	12	OL/LB	Jett Olson	10	WR/LB
		11	WR/LB	Osakis 6			Crookston 6			Upsala-Swanville 6		
	11	QB/DB	McCarter Kirksey	12	OL/DL	Ethan Boll	12	DE/ LB	Sammy Primus	12	OL/LB	
	11	OL/LB	Logan Karnes	12	OL/DL	Tanner Giese	12	RB	Tyson Leners	12	RB	
	12	TE/LB	Grant Mages	11	TE/DB	Jaren Bailey	12	OL	Riley Johannes	12	LB	
	11	OL/DL	Kyle Mages	11	QB/DB	Carter Coquette	11	TE	Tucker Hedin-Kircher	12	OL/OL	
	Pine River-Backus 4			Gaven Cimbura	11	HB/DB	Ethan Bowman	12	DB	Jack Primus	10	WR/DL
		12	TE/DE	Tyler Bailey	12	OL/DL	Hunter Knutson	12	OL	Max Lange	12	QB/LB
Irvin Tulenchik	12	QB/S	West Central 4			Frazee 4			Browerville-EV 4			
Corbin Knapp	12	OL/DT	Anthony Sykora	12	RB/LB	Jake Nagel	12	RB/SS	Parker Duncan	12	TE/LB	
Chance Abraham	11	RB/LB	Cole Anderson	12	TE/DB	Zach Longfors	12	OL/DL	Marshall Murch	12	RB/LB	
New York Mills 4			Isaac Kreft	12	OL/DL	Kale Ovsak	12	WR/RB	Alex Line	11	OL/DL	
	12	RB/LB	Nas Dotts	11	RB/LB	Tyler Moe	11	RB/LB				
DeShaun Robinson	11	Wr/DB	Wadena DC 4			Pelican Rapids 4			Belgrade-Brooten-E 4			
Bode Roberts	11	DT/OL	Teshe Loer	11	WR	Peyton Blakeway	12	QB/Wr	Jamison Ree	12	WR	
Will Oakes	12	C/DE	Evan Lunde	12	RB/TE	Hunter Williams	12	TE/DE	Luke Dingman	11	QB	
Underwood 2			Cole Woods	12	DB/K	Carter Johnson	12	RB/LB	Max Hanson	11	OL/LB	
	11	C/DT	Isaac Hamann	12	QB/DB	Ian Fahje	12	OL/DE	Wyatt Lewis	12	OL/DL	
Hunter Haugen	12	OL/DE	Staples-Motley 2			Hawley 2			Benson 2			
Walker-H Akeley 2			Elijah Claussen	11	ML/OL	Derek Tibbetts	12	RB/LB	Thomas Dineen	12	RB/DB	
Eli Pfeiffer	12	TE/DE				Tyler Geray	11	OL/DT	Ryan Tolifson	12	QB/DB	
Fischer Smith	12	OL/LB	Pillager 2			warroad 2			Parkers Prairie 2			
Lake Park-Audubon 2			Zach Macheel	12	OL/DE	Gaabi Boucha	12	RB/LB	Bennet Arceneau	12	WR/DL	
Drew Harris	11	RB/LB	Christian Hooge	10	QB	Landon Thompson	12	OL/DL	David Revering	11	RB/DB	
Zeke Noel	12	LB/RB							LPGE 2			
Menahga 2									Wyatt Becker	11	RB/LB	
Cooper Hasbargen	10	LB							Kris Hanson	12	OL/DT	
Toby Isola	12	LB										

Trojans Back To Defend Their Section Title

Tracy Hinsz
Sports Writer



Head Coach Bryan Strand returns for his 18th year as leader of the Barnesville Trojans, who are preparing to defend the Section 8AA championship for a seventh consecutive season.

Strand returns another strong squad as he continues to build on his overall record of 143 victories against only 44 defeats. He won the 2018 Coach of the Year Award and has been named the Conference/District Coach of the Year nine times and Section Coach of the Year eight times.

The 2021 team finished with an overall record of 9-3, losing in the state semi-finals to eventual champion Chatfield.

Barnesville's continued gridiron success has been highlighted by great players and a consistent coaching staff that has promoted Trojan football fundamentals from an early age.

Assistant coach and offensive coordinator Phil Trowbridge returns for his 23rd season, with Nate Strand back to coach the junior varsity. Former Trojan Jacob Grosz returns to his alma mater to coach the freshman team with Ace Gregg, Dain Biewer, Kirk Peterson, Michael Strand and Adam Tonsfeldt rounding out the varsity as volunteer coaches.

Scott Amundson and Tracy Hinsz will once again lead the junior high squads with Nick Paur moving down to join them in 2022.

"We have built a program that has been successful with a consistent coaching staff that has taught our core fundamentals at an early age and at a high level," said Strand. "Our FM football coaches introduce our system to the kids at the elementary level and then it progresses up to our junior high program. By the time the

players get to our varsity squad, they have a great understanding of what we do on both sides of the ball."

Strand emphasized consistency as key to why his teams have had success. "Add in the fact that our players have bought into our weight room work ethic and practice habits, to go along with their natural athletic ability, have made our teams have some great success over the years."

Barnesville lost a few key contributors to last year's team that included NDSU commit Kaden Zenzen, Cam Heng, Noah Krause, Travis Affield, Peyton Pauna, Ryan Martinson and Brady Dollison.

Despite those losses, the players and coaches believe they will have another strong group with players that are returning, making for another exciting season.

Jonny Robideau returns for his final season of Trojan football. He has been a steady fixture at guard and linebacker since his eighth-grade season. Another returner is Braeden Bredman, who will play running back and safety, with Tate Inniger hoping to be back after off-season surgery to man the tight end and defensive tackle positions. Connor Loeks looks to continue his success in his senior year at fullback and linebacker.

Other players hoping to make an impact this season include Owen Riddle, quarterback/safety; Andrew Pederson, running back/linebacker; Spencer Schumacher, offensive/defensive lineman; Wyatt Suter, tight end/defensive end; Tim Wells, offensive/defensive lineman; Isaac Maneval, kicker/tight end/defensive end; Logan Yeske, tight end/defensive end; Brodee Gray, running back/defensive back; and Aaron Baker, running back/defensive back.

Also returning with plenty of experience to help the Trojans this season are: Ethan Larson, running back/linebacker; Dawson Gregg, running back/defensive back; Jordan Krull, tackle/defensive tackle; Justin Krueger, center/defensive line; and Tim Wells, offensive/defensive

lineman.

New players who are making an impression so far, trying to put their stamp on this team include Gannon Bolgrean, quarterback/defensive back; Zach Bredman, quarterback/defensive back; Nick Robideau, offensive line/linebacker; Peyton Amundson, running back/linebacker; Ayden Hauck, running back/defensive back; Tyler Drees, offensive/defensive lineman; Christian Lien, offensive/defensive lineman; and Austin Bolgrean, offensive/defensive lineman.

"We have some very good experience returning this season, that we expect will help lead our team from the very first day," said Strand. "Jonny Robideau is back for his final season and will be a force on both sides of the ball. He has played in many big games and knows what it takes to be successful."

Braeden Bredman and Owen Riddle are back to anchor the safety positions with Justin Krueger, Jordan Krull, Tim Wells, Spencer Schumacher, Wyatt Suter and Tate Inniger making up the offensive line from end to end.

"We have great experience and hope to improve on last year's record," Strand said. "We lost three games last season by extra points. We will be competitive with every team we face and hope we can stay healthy to defend our section championship for a seventh straight season."

The Trojans will compete in the Midwest District White Division again this season along with WCA/Ashby, Crookston, Hawley, Osakis, Pillager and Staples-Motley.

Strand believes that Hawley, WCA/Ashby, Osakis and Barnesville will battle for the district title with Hawley, Pelican Rapids and the Trojans fighting it out for the section championship. All of the teams mentioned, along with defending champion Chatfield, are favorites to make it to US Bank Stadium for a chance to win the state title.

"We have a lot of players out for

football this season and are very excited to get things started,” said Coach Strand. “We have plenty of talent returning and expect some new players to step forward this year after a fantastic offseason of training. We realize that we have a target on our back and will need to prepare for a battle each week.”

Strand said they have a strong battle going on at quarterback that will need to get resolved and then that person will need to lead the Trojan offense. He indicated that the line should be strong physically and cohesive as most played together last year.

“Our skill position players are strong again and we have great athletes back at tight end,” he said. “Our power T and wing T offense is well suited for this group and I look forward to seeing how things take shape as the year gets started.

“Our defense has a lot of potential again with some great athletes that are strong, fast and physical. We will need to fill a few spots, but kids will need to step up like they do every year. I can’t wait for the season to get started.”

Captains for the 2022 football season include Jonny Robideau, Tate Inniger and Braeden Bredman.



The Barnesville Trojans football team members are, left to right, front row-Aaron Baker, Brodee Gray, Spencer Schumacher, Logan Yeske, Braeden Bredman, Jonny Robideau, Connor Loeks, Tate Inniger, Tim Wells, John Roller, Austin Bolgrean, Brennan Steele; 2nd Row- Coach Michael Strand, Coach Nathan Strand, Coach Jacob Grosz, Coach Kirk Peterson, Wyatt Suter, Owen Riddle, Isaac Maneval, Jordan Kroll, Andrew Pederson, Coach Bryan Strand, Coach Phil Trowbridge, Coach Dain Biewer; 3rd Row- Isaac Dodge, Hunter Blilie, Nate Huesman, Jaxon Ernst, Ethan Hoppe, Michael Atteberry, Avery Schroeder, Asher O'Brien, Tucker Brown, Dawson Gregg, Ayden Hauck, Zachary Bredman, Noah Stanford; 4th Row- Addyson Barnes, Isaiah Zajac, Jay Tschumperlin, Justin Krueger, Austin Pender, Levi Eickenbrock, Ethan Larson, Jameson Haycraft, Tyler Drees, Carter Swenson, Christian Lien, David Spillum, Peyton Amundson, Lexi Paul; 5th Row- Nick Robideau, Gannon Bolgrean, Alex Dorton, Brendon Randklev, Terrance Olgeirson-Gehrig, Brenden Thorkildson, Jack Maesse, Riley Christiansen, Aiden Kent, Jack Bredman, Brendon Mason, Collin Morey, Kash Tuel; 6th Row- Tucker Peterson, Colton Bomstad, Brock Grabow, Cody Mostue, Jack Martin, Alex Fronning, Connor Klemin, Carson Smith, Major Ness, Landon Hartog, Jackson Meyer, Cam Havlerson, Dawson Leabo and Daxton Strand. Not Pictured: Coach Ace Gregg, and Elias Cox.

Defense Shines In Season Opening Win Over WCA

By Tracy Hinsz

The Barnesville Trojans kicked off their 2022 football season hosting West Central Area/Ashby, the state runner-up last season. The Trojan's defense was stifling as they held the Knights to 95 total yards in cruising to a 29-6 victory.

Barnesville received the opening kickoff and drove the field, scoring the season's first touchdown on an Ethan Larson 43 yard run. Larson also tallied the two-point conversion that made the score 8-0.

The defense forced a three and out punt and the offense quickly went to work again as Zach Bredman scored on an 11 yard run with Tate Inniger powering in the two-point conversion for a 16-0 lead.

On the ensuing kickoff, the Knights would get a good return giving them great field position that they converted into an eight yard touchdown pass from Anthony Sykora to Cole Anderson making the score 16-6.

The Trojans defense would provide a take away later in quarter two as Gannon Bolgrean made a fantastic diving interception giving the offense one last drive before the half. Braeden Bredman would punch in their third score, taking the carry 51 yards to the house for a 22-6 lead at the break.

Both teams would not score in the third quarter, but Barnesville would add one more score in the fourth as Inniger finished off a nine play drive with a one yard plunge. Isaac Maneval would tack on the PAT that made the final score 29-6.

"I felt we played a solid game defensively to start our season," said Head Coach Bryan Strand. "Offensively we had to replace a few key players from last year and we were good, but definitely need to improve. We had too many missed blocking assignments and our backs

need to block better. We are very strong across the board, so we need to use that to our advantage.

"With our numbers, we were able to play many people with only 3-4 players going both ways. We kept them fresh by subbing out on defense, which was huge, as WCA played 9-10 guys both ways. We also have good, quality kids going out on special teams.

"Overall, I am very pleased with where we are at going into week 2. That is an advantage of having 45 junior and senior players on the team."

Statistically, Barnesville tallied 278 yards of total offense with 276 coming on the ground.

Braeden Bredman led the team with 105 yards rushing on 10 carries with Larson adding 50 yards on four carries. Zach Bredman tallied 44 yards on 16 carries, with John Roller chipping in 26 yards on five carries. Dawson Gregg had 22 yards on two carries with Owen Riddle adding 18 yards on three carries, while Roller had the team's only catch for two yards.

B. Bredman led the defense with two interceptions, adding four tackles and a tipped pass, with Brodee Gray netting six tackles including five solo and Connor Loeks adding six tackles, three solo and a tipped pass. Jonny Robideau tallied six total tackles with Logan Yeske netting five tackles including one for loss.

Barnesville's record goes to 1-0 on the season.

Box Score

	1	2	3	4	
WCA	0	6	0	0	6
Bville	16	6	0	7	29

B-Larson 43-yard run (Larson Run)

B-Z. Bredman 11-yard run (Inniger Run)

W-Anderson 8-yard pass from Sykora (Conversion Failed)

B-B. Bredman 51-yard run (Conversion Failed)

B-Inniger 1-yard run (Maneval Kick)

Individual Statistics

Rushing:


WCA	NA
Bville	B. Bredman 10-105, Roller 5-26, Larson 4-50, Z. Bredman 16-44, Pederson 3-10, Gregg 2-22, Riddle 3-18, Inniger 1-1

Passing:

WCA	NA
Bville	Z. Bredman 1-2-0=2

Receiving:

WCA	NA
Bville	Roller 1-2



Photos by Holly Immler

Three Trojan defenders take down a WCA Knight player. From left, Peyton Amundundson, #34, Jordan Kroll, #70 and Logan Yeske, #84, make the stop under the lights of the first home game of the 2022 football season.



Ethan Larson protects the ball during this run while Tate Inniger, #80, and an unknown teammate anticipate which way the action will go.



Jonny Robideau, #54, takes down a WCA Knight who is trying to advance the ball. Trojan teammate Owen Riddle, #9, backs up the senior defender.

[illegible]

		Defensive Stats vs. WCA										
	Name	solo Tackles +3	Assisted Tackles +1	Tackle for loss +2	Tipped pass +1	Fumble caused +4	Fumble recovery +3	Int +5	Sack +4	Blocked Kick +5	Tackle on Kick +3	Total Points
2	Dawson Gregg		1									1
3	Aaron Baker	1	1	1								6
4	Zach Bredman											0
5	Austin Pender											0
6	Gannon Bolgrean	1	1					1				9
7	Hunter Billie											0
8	Ayden Hauck	1									1	6
9	Owen Riddle		2		1							3
12	Noah Stanford											0
14	Brodee Gray	5	1									16
15	Nathaniel Huseman											0
20	Braeden Bredman	1	3		1			2				17
21	John Roller	1									1	6
22	Major Ness											0
23	Jack Maesse											0
25	Asher O'Brien											0
27	Jack Bredman											0
28	Colin Morey											0
30	Andrew Pederson											0
31	Brendon Mason											0
32	David Spillum											0
33	Avery Schroeder											0
34	Peyton Amundson	1	3	1								8
35	Isaac Dodge											0
40	Connor Loeks	3	3		1						1	16
42	Carter Swenson											0
43	Cameron Halverson											0
44	Tucker Brown											0
45	Ethan Larson		2									2
49	Alex Dorton											0
50	Levi Eickenbrock		1									1
51	Jaxon Ernst											0
52	Kash Tuel											0
53	Austin Bolgrean		1									1
54	Jonny Robideau	1	5	1							1	13
55	Nick Robideau	1	1									4
56	Spencer Schumacher											0
58	Tyler Drees											0
59	Ethan Hoppe											0
60	Evan Thune											0
61	Michael Atteberry											0
63	Christian Lien											0
64	Jameson Haycraft											0
65	Justin Krueger	2	1									7
66	Brennan Steele											0
68	Aiden Kent											0
70	Jordan Kroll	1	2	1								7
73	Tim Wells	1	1									4
74	Riley Christiansen											0
78	Atticus Olson											0
79	Terrance Olgeirson-Gehrig											0
80	Tate Inniger											0
81	Jay Tschumperlin											0
82	Brendon Thorkildson											0
83	Isaiah Zajac											0
84	Logan Yeske	2	3	1								11
85	Brenden Randklev											0
87	Wyatt Suter	1		1								5
89	Isaac Maneval											0

Roller And Loeks Lead Trojans To Shut Out Victory

By Tracy Hinsz

The Barnesville Trojans used the running of John Roller with the defense of Connor Loeks to defeat the Crookston Pirates 28-0.

Roller opened the scoring in the first quarter with a 17 yard touchdown run. Isaac Maneval added the extra point for a 7-0 Barnesville lead. The defense would net a safety in the second quarter as they recovered a bad snap.

Barnesville would explode for 19 points in the third quarter starting with Zach Bredman scoring on a five yard run with Maneval making the extra point. Ethan Larson would plow into the end zone from the one for their next score, but the PAT was not good making the score 22-0.

Andrew Pederson would race for their last score from 15 yards out with the two-point conversion failing making the score 28-0, which would be the final as both teams did not score in the fourth.

"We did some good things on Friday and struggled with some others," said Head Coach Bryan Strand. "Defensively, we held the Pirates to 22 total yards of offense with three rushing and 19 passing. I felt we came to play defensively and were very good with our assignments.

"Offensively we have to show up ready to play and do a better job of protecting our quarterback. We were really flat in the first half, but did a much better job in the third quarter.

"Connor Loeks played a great game defensively at linebacker, while Brodee Gray made some nice plays at corner. Justin Krueger remains a force up front. He is big and strong and has been getting more and more aggressive each game. If he keeps improving, he is going to be a force by the end of the season.

"Peyton Amundson and Logan Yeske both had good games at defensive end, while John Roller and Andrew Pederson had very good games in the backfield, as Roller rushed for over 100 yards and Pederson ran hard all game.

"We have two very tough games coming up with Pelican Rapids and Osakis. We need to heal up, get some things figured out and play some good football down the stretch.

"Timmy Guler is a great quarterback who presents many challenges for our defense. We are going to have to get our assignments down and show up ready for the challenge. I look forward to see what our boys can do."

Barnesville finished the game with 334 total yards of offense with 318 of the yards coming on the ground.

Roller led the team with 108 yards on 12 carries and a score with Pederson adding 84 yards on eight carries with a touchdown. Larson tallied 48 yards on seven carries and a touchdown, with Braeden Bredman netting 41 yards on five carries. Dawson Gregg added 20 yards on three carries with Gannon Bolgrean chipping in 17 yards on four carries for the Trojans.

Zach Bredman finished with two completions in four attempts for 16 yards passing, with Pederson netting one of the catches for 11 yards and Roller the other catch for five.

Loeks finished with five tackles, two solo, a sack and a tackle for loss with Amundson adding four tackles, one for loss and a sack. Larson tallied three tackles, two solo and one for loss with an interception, with Brennan Steele tallying two tackles, both for loss and one and a half sacks, while Asher O'Brien finished with three tackles, two for

loss in the victory.

Barnesville's record now stands at 2-0 on the season.

Box Score

	1	2	3	4	
Crookston	0	0	0	0	0
Bville	7	2	19	0	28

B-Roller 17-yard run (Maneval Kick)

B-Safety

B-Z. Bredman 5-yard run (Maneval Kick)

B-Larson 1-yard run (Kick Failed)

B-Pederson 15-yard run (Conversion Failed)

Individual Statistics

Rushing:

C NA

B B. Bredman 5-51, Roller 12-108, Larson 7-48, Z. Bredman 12-0, Pederson 8-84, Gregg 3-20, Bolgrean 4-17

Passing:


C NA

B Z. Bredman 2-4-0= 16

Receiving:

C NA

B Roller 1-5, Pederson 1-11



		Defensive Stats vs. Crookston										
	Name	solo Tackles +3	Assisted Tackles +1	Tackle for loss +2	Tipped pass +1	Fumble caused +4	Fumble recovery +3	Int +5	Sack +4	Blocked Kick +5	Tackle on Kick +3	Total Points
2	Dawson Gregg	2									1	9
3	Aaron Baker		1								1	4
4	Zach Bredman											0
5	Austin Pender	1	1								1	7
6	Gannon Bolgrean	2										6
7	Hunter Blilie											0
8	Ayden Hauck		1								1	4
9	Owen Riddle		2									2
12	Noah Stanford											0
14	Brodee Gray	2	1									7
15	Nathaniel Huseman											0
20	Braeden Bredman											0
21	John Roller											0
22	Major Ness	1	1	1								6
23	Jack Maesse	1										3
25	Asher O'Brien	2	1	2							1	14
27	Jack Bredman				1							1
28	Colin Morey											0
30	Andrew Pederson											0
31	Brendon Mason											0
32	David Spillum											0
33	Avery Schroeder	1									1	6
34	Peyton Amundson	1	3	1					1		1	15
35	Isaac Dodge											0
40	Connor Loeks	2	3	1					1		1	18
42	Carter Swenson											0
43	Cameron Halverson											0
44	Tucker Brown											0
45	Ethan Larson	2	1	1				1				14
49	Alex Dorton											0
50	Levi Eickenbrock		1	1					0.5			5
51	Jaxon Ernst											0
52	Kash Tuel											0
53	Austin Bolgrean	1	1	1								6
54	Jonny Robideau		2									2
55	Nick Robideau											0
56	Spencer Schumacher											0
58	Tyler Drees											0
59	Ethan Hoppe											0
60	Evan Thune											0
61	Michael Atteberry											0
63	Christian Lien											0
64	Jameson Haycraft											0
65	Justin Krueger	2		1								8
66	Brennan Steele	1	1	2					1.5			14
68	Aiden Kent											0
70	Jordan Kroll	1	1									4
73	Tim Wells		1									1
74	Riley Christiansen											0
78	Atticus Olson											0
79	Terrance Olgeirson-Gehrig											0
80	Tate Inniger											0
81	Jay Tschumperlin											0
82	Brendon Thorkildson											0
83	Isaiah Zajac											0
84	Logan Yeske	1		1								5
85	Brenden Randklev											0
87	Wyatt Suter											0
89	Isaac Maneval											0

Roller Nets Four TD's In Win Over Pelican Rapids

By Tracy Hinsz

The Barnesville Trojans squared off against Section 8AA Championship foe Pelican Rapids on the road in week three of the 2022 season. The Trojans steamrolled the Vikings on the ground netting 377 of their 453 total yards to cruise to a 43-0 victory.

John Roller had a game for the ages as he tallied four touchdowns with three on the ground and one through the air. Roller had 12 carries for 80 yards with one reception covering 50 yards on the night.

The first quarter only saw one score as Roller tallied a four yard touchdown. The two-point conversion run failed making the score 6-0.

Barnesville and Roller himself would score three times in the second as he tallied runs of 23 yards and 10, while taking a pass from Zach Bredman and rolling to the house from 50.

Dawson Gregg would tally the first two-point conversion run with Braeden Bredman netting the last, with the run in the middle not successful as the Trojans built a 28-0 lead at the break.

Braeden Bredman would score the only touchdown of the third quarter with a three yard scamper with Zach Bredman netting the two-point conversion, while Gannon Bolgrean tallied the games last score in the fourth on a 64 yard run. Isaac Maneval would come on to boot the extra point making the final score 43-0.

"Two fantastic teams faced off tonight and I feel the difference in the game was the fact we had less players playing both ways," stated Coach Bryan Strand. "Depth is a great thing and we only had three players going both ways. Resting and sitting with coaches is crucial early in the season.

"The boys had a goal for the night and they did a great job of working towards that goal. I thought we played outstanding in all three facets of the game.

"Timmy Guler is a fantastic quarterback and Pelican Rapids has plenty of playmakers to go with him. I thought we contained him most of the night. In the second we made a nice play to keep them out of the endzone.

"We had a great night running the football with many players contributing to our running game success. Zach Bredman connected on a few passes which was nice to see, but we controlled the clock with our running game.

"John Roller continues to amaze us as to how well he is seeing the field and running with the football. Andrew Pederson had another stellar

night running the ball as well, while Braeden Bredman did a nice job of running and receiving.

"Both of our lines played hard and got off the ball well. We averaged 8.6 yards a carry on the night, which against a good team like Pelican Rapids is great to see. Justin Krueger, Jordan Kroll, Jonny Robideau, Tim Wells, Nick Robideau, Tate Inniger and Wyatt Suter did an outstanding job of opening holes for our backs to get yards.

"Our number one goal on the night was to wear them down and I felt we did that. The game was not as lopsided as the score may seem to make it out to be. Their kids fought hard the entire game and never gave up. It was a great team victory.

"This week we have Osakis coming to town and they have a fantastic team and are very well coached. They got us last year in triple overtime, so I would expect another great game."

Z. Bredman tallied 63 yards on nine carries while completing three passes for 76 yards netting a touchdown both ways, while Bolgrean had one carry for 64 yards and a score.

B. Bredman added 59 yards on seven carries and a score, adding one reception for 26 yards, with Pederson netting 57 yards on eight carries.

Defensively, the Trojans were led by Peyton Amundson who had five tackles, with two for loss and a sack, with Aaron Baker adding five tackles, four solo, two tipped passes and a caused fumble.

B. Bredman chipped in six tackles, one for loss and three tipped passes with Owen Riddle adding two tackles, one for loss and two interceptions.

Connor Loeks tallied five tackles, three solo and one for loss, with N. Robideau adding three tackles and two tackles on kicks.

Ayden Hauck chipped in three tackles and two on kicks as well, with Bolgrean netting five tackles, three solo, while Krueger added two tackles, one for loss and a sack in the victory.

Barnesville's record now stands at 3-0 on the season.

Box Score

	1	2	3	4
Pelican Rapids	0	0	0	0
Bville	6	22	8	7

B-Roller 4-yard run (Run Failed)
 B-Roller 23-yard run (Gregg Run)
 B-Roller 10-yard run (Run Failed)
 B-Roller 50-yard pass from Z. Bredman (B. Bredman Run)
 B-B. Bredman 3-yard run (Z. Bredman Run)
 B-Bolgrean 64-yard run (Maneval Kick)

Individual Statistics

Rushing:
 P NA
 B B. Bredman 7-59, Roller 12-80, Larson 2-23, Z. Bredman 9-63, Pederson 8-57, Gregg 3-18, Riddle 2-13, Bolgrean 1-64

Passing:
 P NA
 B Z. Bredman 2-3-0= 76--

Receiving:
 P NA
 B Roller 1-50, B. Bredman 1-26



Trojan defender Aaron Baker takes down a Viking runner during Friday night's matchup.



Barnesville quarterback Zach Bredman carries the ball as John Roller (#21) and Justin Krueger (#65) look to make the block.



With the pass going deep, Trojan receiver Owen Riddle (#9) makes the grab. Braeden Bredman (#20) seems to be in stride with him just in case.

[illegible]

Defensive Stats vs. Pelican Rapids												
	Name	solo Tackles +3	Assisted Tackles +1	Tackle for loss +2	Tipped pass +1	Fumble caused +4	Fumble recovery +3	Int +5	Sack +4	Blocked Kick +5	Tackle on Kick +3	Total Points
2	Dawson Gregg											0
3	Aaron Baker	4	1		2	1						19
4	Zach Bredman											0
5	Austin Pender											0
6	Gannon Bolgrean	3	2									11
7	Hunter Blilie											0
8	Ayden Hauck	2	1								2	13
9	Owen Riddle	1	1	1	1			2				17
12	Noah Stanford											0
14	Brodee Gray		1									1
15	Nathaniel Huseman											0
20	Braeden Bredman	3	3	1	3							17
21	John Roller											0
22	Major Ness											0
23	Jack Maesse											0
25	Asher O'Brien		1									1
27	Jack Bredman											0
28	Colin Morey											0
30	Andrew Pederson											0
31	Brendon Mason											0
32	David Spillum											0
33	Avery Schroeder											0
34	Peyton Amundson	3	1	2					1		1	21
35	Isaac Dodge											0
40	Connor Loeks	3	2	1								13
42	Carler Swenson											0
43	Cameron Halverson											0
44	Tucker Brown											0
45	Ethan Larson		3									3
49	Alex Dorton											0
50	Levi Eickenbrock	1	1								1	7
51	Jaxon Ernst											0
52	Kash Tuel											0
53	Austin Bolgrean		1	1		1						7
54	Jonny Robideau	2	2									8
55	Nick Robideau	2	1								2	13
56	Spencer Schumacher											0
58	Tyler Drees											0
59	Ethan Hoppe											0
60	Evan Thune											0
61	Michael Atteberry											0
63	Christian Lien											0
64	Jameson Haycraft											0
65	Justin Krueger	1	1	1					1			10
66	Brennan Steele											0
68	Alden Kent											0
70	Jordan Kroll											0
73	Tim Wells											0
74	Riley Christiansen											0
78	Atticus Olson											0
79	Terrance Olgeirson-Gehrig											0
80	Tate Inniger											0
81	Jay Tschumperlin											0
82	Brendon Thorkildson											0
83	Isaiah Zajac											0
84	Logan Yeske		2			1						6
85	Brenden Randklev											0
87	Wyatt Suter											0
89	Isaac Maneval											0

Barnesville "Rolls" To A 51-8 Victory Over Osakis

By Tracy Hinsz

The Barnesville Trojans behind a powerful running game led by John Roller, tallied an impressive 51-8 victory over Osakis.

Roller tallied two long touchdown runs of 51 and 40 yards while gaining 129 yards on eight carries for the game.

Ethan Larson opened the game with a nifty 89 yard kickoff return for a touchdown with Owen Riddle adding the two-point conversion. The Trojans third score saw quarterback Zach Bredman hit Braeden Bredman for an eight yard touchdown pass that made the score 22-0 after one quarter of play.

Osakis controlled the second quarter and garnered the games only score as Tyson Hagedon tallied a one yard scoring run and the two-point conversion to cut the lead to 22-8 at the break.

However, the second half was dominated by Barnesville as B. Bredman scored on a 43 yard run with Roller netting his second score of the game, while Jonny Robideau picked up a fumble and ran in the two-point conversion that made the score 36-8 after three quarters of play.

Ayden Hauck scored on a four yard run with Carlos Esteban making the extra point in the fourth quarter, while Gannon Bolgrean tallied a two yard scoring run with Nate Huseman adding the two-point conversion that made the final score 51-8.

"We had another fantastic week of prep for a very good football team in Osakis," stated Coach Bryan Strand. "They have a fantastic offense with a stellar backfield and a big line. We went to two-a-days of practice this week to better prepare for them. Last year we lost in triple overtime and that sat with us. We were not going to let that happen again.

"The boys are playing with a ton of confidence at this point and realize their hard work in the offseason is really paying off. Many guys stepped up for us tonight. We had 11 different guys carry the ball and averaged 10.7 yards per carry.

That is great for the backs, but shows the strength of our offensive line.

"Our defense has held all of our opponents to under 100 yards rushing in each game. Peyton Amundson had easily his best varsity game as he continues to improve week after week. Logan Yeske pressured the quarterback a ton and forced play after play to our linebackers. Jonny Robideau had his best game of the season, plus he picked up a fumbled two-point conversion and ran it into the endzone.

"We have Pillager this week for Homecoming and then travel to Detroit Lakes to take on the undefeated Lakers. We have had a very hard schedule to date and beaten some very good teams in Osakis, WCA, Pelican Rapids and Crookston."

Other individual player stats saw Bolgrean tally 67 yards rushing on four carries with B. Bredman netting 57 yards on three carries and a score, adding one reception for eight yards and a second touchdown on the night, while Z. Bredman completed one pass for a touchdown and added 17 yards rushing on three carries.

Amundson was a beast on defense leading the team with nine tackles, five solo and two for loss, adding a sack and a fumble recovery, while J. Robideau tallied 10 tackles, seven solo.

B. Bredman chipped in six tackles, five solo with two tipped passes, with Connor Loeks netting six tackles and one for loss, while Dawson Gregg tallied four total tackles, with Austin Bolgrean and Jordan Kroll netting a half a sack each.

The Trojans tallied 330 total yards of offense with 322 on the ground, while holding Osakis to 182 yards of offense with 100 yards passing and 82 yards rushing.

Barnesville's record now stands at 4-0 on the season.

B-Larson 89-yard Kickoff Return (Riddle Run)

B-Roller 51-yard run (Roller Run)

B-B. Bredman 8-yard pass from Z. Bredman (Run Failed)

O-Hagedon 1-yard run (Hagedon Run)

B-B. Bredman 43-yard run (Run Failed)

B-Roller 40-yard run (Robideau Run)

B-Hauck 4-yard run (Esteban Kick)

B-Bolgrean 2-yard run (Huseman Run)

Individual Statistics

Rushing:

O - NA

B - B. Bredman 3-57, Roller 8-129,

Z. Bredman 3-17, Pederson 2-11,

Loeks 1-7, Gregg 3-11, Riddle 3-16,

Bolgrean 4-67, Hauck 1-4, O'Brien

1-(-1), Blilie 1-4

Passing:

O - NA

B - Z. Bredman 1-2-0= 8, Riddle

0-3-0=0

Receiving:

O - NA

B - B. Bredman 1-8


Box Score

	1	2	3	4	F
Osakis	0	8	0	0	8
Bville	22	0	14	15	51



Photos by Holly Inniger

Trying to evade the defender, Gannon Bolgrean makes a cut.



Punter Isaac Maneval kicks for the Trojans.



Barnesville's offensive line takes on a tough Osakis defense, from left, Tim Wells, Andrew Pederson and Jordan Kroll.

SPORTS | PREP | News reporting

Football: Fast start, strong rushing attack helps undefeated Barnesville hand Osakis its first loss of 2022


With 22 points in the first quarter, including a touchdown on the game-opening kickoff, Barnesville jumped ahead early in its 51-8 win over Osakis on Friday. Barnesville improved to 4-0 and handed Osakis its first loss of 2022 behind a balanced rushing attack.



The Barnesville offensive line clears a running lane for Owen Riddle (9) in a game against Osakis on Sept. 23, 2022. Barnesville scored five rushing touchdowns in a 51-8 win. Sam Stuve / Alexandria Echo Press

By [Sam Stuve](#)

September 24, 2022 02:59 AM

 We are part of The Trust Project.

>

BARNESVILLE - In its first three games this season, the Osakis football team never trailed. But after an 89-yard kickoff return for a touchdown by Barnesville's Devin Larson on the opening play of Friday's game, Osakis found itself in its first deficit this season.

Barnesville got out to a 22-0 start in the first quarter and would go on to beat Osakis 51-8.

“The momentum was crazy,” Barnesville head coach Bryan Strand said. “We got the momentum early, and I could just feel the kids riding high. (Osakis) was starting to kind of get back on their heels because no one had done that (to them) this year. Anybody would react the same way, and we’ve been in that place.”



Barnesville junior Ethan Larson began a game against the Osakis Silverstreaks on Sept. 23, 2022, by returning a kickoff 89 yards for a touchdown.
Sam Stuve / Alexandria Echo Press

Barnesville (4-0, 3-0 Midwest - White) is the defending Section 8AA champion, and Osakis (3-1, 3-1 Midwest - White) was one of the top

Section 6AA teams in 2021.

“We came in there trying to beat a really good football team,” Osakis head coach Bill Infanger said. “And we knew we had to play a near perfect game to do it. And then the opening kickoff goes back for a touchdown. I think you need energy and attitude in a game like this. When things go badly right away on the first play, it's hard to get your momentum back.”

After an Osakis fumble, Barnesville had the ball at midfield, and senior John Roller found the end zone on a 51-yard run to put Barnesville up 16-0 less than three and a half minutes in.

The Trojans took a 22-0 lead late in the first quarter after senior Braeden Bredman caught a touchdown pass thrown by junior Zachary Bredman.

Coming into Friday's game, the Osakis defense had given up 19 points all season.

“We practiced double to get ready for them this week,” Strand said. “They're a fantastic team. Bill is a great coach and preps them well.”

The Silverstreaks got some momentum going into halftime, with senior Tyson Hagedon scoring on a short touchdown run and converting the two-point conversion.



Osakis running back Tyson Hagedon scored the team's lone touchdown in a 51-8 loss to Barnesville on Sept. 23, 2022.
Sam Stuve / Alexandria Echo Press

"We really fought all the way through the first half, just trying to get something back," Infanger said. "We were able to put one in the end zone at the end of the first half, we got the ball back to start the second half, and we got a few first downs. The wheels fell off from there in the second half on us, but you got to give credit to Barnesville. Their kids are physical, and they got a lot of juniors and seniors. Most of the guys for them are playing one way. And I think that in the second half, that really started to show. We were physically worn down a little bit, and we couldn't get the ground game going."

Osakis had a couple of chances early in the second half to cut Barnesville's lead but those chances didn't lead to more points.

“I think that being down three scores in the second half, the energy level just unfortunately wasn't there and the game got away from us,” Infanger said.

READ MORE FOOTBALL COVERAGE FROM THE ECHO PRESS

Alexandria area football scores from Sept. 23, 2022(<https://www.echopress.com/sports/prep/alexandria-area-football-scores-from-sept-23-2022>)



(<https://www.echopress.com/sports/prep/alexandria-area-football-scores-from-sept-23-2022>)

Football: West Central Area-Ashby makes big plays when needed most to fend off Hawley(<https://www.echopress.com/sports/prep/football-west-central-area-ashby-makes-big-plays-when-needed-most-to-fend-off-hawley>)



(<https://www.echopress.com/sports/prep/football-west-central-area-ashby-makes-big-plays-when-needed-most-to-fend-off-hawley>)

Spuds football team avenges playoff loss with win over Alexandria(<https://www.echopress.com/sports/prep/spuds-football-team-avenges-playoff-loss-with-win-over-alexandria>)



(<https://www.echopress.com/sports/prep/spuds-football-team-avenges-playoff-loss-with-win-over-alexandria>)

The Trojans iced the game in the second half with four rushing touchdowns, two in the third and two in the fourth quarter.

So far this season, the Trojans have outscored their opponents 151-14 and are averaging 37.7 points per game. The only other team so far besides Osakis that has scored on Barnesville is the defending Section 6AA champion West Central Area-Ashby, which scored six points in a season-opening 29-6 loss.

Barnesville had the running game going strong for most of the night with five rushing touchdowns, three of which were from 40 yards out or more. Roller led the Trojans in rushing touchdowns with two.



Barnesville's John Roller celebrates after scoring his first touchdown in the team's 51-8 win over the Osakis Silverstreaks on Sept. 23, 2022.
Sam Stuve / Alexandria Echo Press

"Our offense isn't keyed on one player," Strand said. "We spend a lot of time in the weight room. They're just 11 guys coming at you really fast."

Before Friday's eight-point outing, the Silverstreaks had scored at least 35 points in their games.

Osakis and Barnesville have met one another three times in the last four seasons, with Osakis winning a triple overtime game, 52-50, in 2021 and Barnesville winning a game in the 2019 Class AA state tournament, 28-6.

The Silverstreaks are looking to put this loss behind them and move forward with their homecoming game against the Parkers Prairie Panthers (1-3, Class A) next week.

“I think you put this one behind you as soon as you can,” Infanger said. “We got beat offensively and defensively by a really good football team. And we had moments, but there just weren’t enough of them. They were able to get after our quarterback and put a lot of pressure on him and it just kind of got away from us.”

Infanger expects the team to bounce back strong from their first loss of the season.

“I know this team will respond,” he said. “We’ve got great senior leadership. These guys have worked too hard to let a game like this one bad performance define their season. I have no doubt in my mind that this team will bounce back and play good football next week.”

Infanger said that the point of emphasis in practice is physicality and execution.



4/4: Barnesville quarterback Zach Bredman tries to out run Osakis defensive lineman Tyler Baumgartner in a game on Sept. 23, 2022.

"I think we're going to have to look at the way we played, how physical we were in weeks one through three and the way we ran our feet against Barnesville and see if there's a difference," Infanger said. "I think when you're playing a really good opponent, sometimes it's not as easy to be physical. I think for a lot of our guys, this was our first time playing against a very physical football team that was maybe more physical than we were."

Osakis and Parkers Prairie are set to play in Osakis on Sept. 30, at 7 p.m. Parkers Prairie lost 6-0 to Pelican Rapids (3-1, Class AA) on Friday night.

Parkers Prairie has held three of its four opponents this season to 14 points or less. Osakis beat Parkers Prairie in 2021, 39-8.

Osakis - 0 8 0 0 - 8

Barnesville - 22 0 14 15 - 51

SCORING -

1ST -

11:45 - Devin Larson 89-yard kick return, 2-pt conversion good, Owen Riddle run (8-0 Barnesville)

8:45 - John Roller 51-yard run, 2-pt conversion good, 2-pt conversion good, Roller run (16-0 Barnesville)

2:29 - Zach Bredman 7-yard pass to Braeden Bredman, 2-pt conversion no-good (22-0 Barnesville)

2ND -

0:34 - OSAKIS - Tyson Hagedon, 2-yard run, 2-pt conversion good, Hagedon (22-8 Barnesville)

3RD -

4:05 - Connor Loeks, 44-yard run, 2-pt conversion no-good (28-8 Barnesville)

1:57 - John Roller, 40-yard run, 2-pt conversion good, Jonny Robideau fumble recovery (36-8 Barnesville)

4TH -

8:20 - Ayden Hauck, 4-yard run, John Roller PAT (43-8 Barnesville)

2:02 - Gannon Bolgrean, 2-yard run, Nathaniel Huseman good 2-pt conversion (51-8 Barnesville)

RELATED TOPICS: [ECHO PRESS](#) [OSAKIS SILVERSTREAKS](#) [FOOTBALL](#)



By **Sam Stuve**

Sam Stuve covers a variety of sports in the Douglas County area. He also is assigned to do some news stories as well.



Twitter



Instagram



Facebook

[illegible]

		Defensive Stats vs. Osakis										
	Name	solo Tackles +3	Assisted Tackles +1	Tackle for loss +2	Tipped pass +1	Fumble caused +4	Fumble recovery +3	Int +5	Sack +4	Blocked Kick +5	Tackle on Kick +3	Total Points
2	Dawson Gregg	1	1								2	10
3	Aaron Baker	2										6
4	Zach Bredman											0
5	Austin Pender											0
6	Gannon Bolgreen	3										9
7	Hunter Blilie	1	1								1	7
8	Ayden Hauck		1								1	4
9	Owen Riddle	1	1									4
12	Noah Stanford											0
14	Brodee Gray	1	2									5
15	Nathaniel Huseman											0
20	Braeden Bredman	5	1		2							18
21	John Roller											0
22	Major Ness	1									1	6
23	Jack Maesse		1									1
25	Asher O'Brien											0
27	Jack Bredman											0
28	Colin Morey											0
30	Andrew Pederson											0
31	Brendon Mason											0
32	David Spillum											0
33	Avery Schroeder		1								1	4
34	Peyton Amundson	5	4	2			1		1			30
35	Isaac Dodge											0
40	Connor Loeks	2	4	1								12
42	Carter Swenson											0
43	Cameron Halverson											0
44	Tucker Brown											0
45	Ethan Larson	2	2									8
49	Alex Dorton											0
50	Levi Eickenbrock											0
51	Jaxon Ernst											0
52	Kash Tuel											0
53	Austin Bolgreen		4	1					0.5			8
54	Jonny Robideau	6	3								1	24
55	Nick Robideau	1	1								1	7
56	Spencer Schumacher											0
58	Tyler Drees											0
59	Ethan Hoppe											0
60	Evan Thune											0
61	Michael Atteberry											0
63	Christian Lien											0
64	Jameson Haycraft											0
65	Justin Krueger	2	2									8
66	Brennan Steele											0
68	Aiden Kent											0
70	Jordan Kroll	1	1	1					0.5			8
73	Tim Wells											0
74	Riley Christiansen											0
78	Atticus Olson											0
79	Terrance Olgeirson-Gehrig											0
80	Tate Inniger											0
81	Jay Tschumperlin											0
82	Brendon Thorkildson											0
83	Isaiah Zajac											0
84	Logan Yeske		1									1
85	Brenden Randklev											0
87	Wyatt Suter											0
89	Isaac Maneval											0

Trojans Dominated Pillager On Homecoming 62-0

By Tracy Hinsz

The Barnesville Trojans tallied 455 yards of total offense as they cruised to a 62-0 over Pillager on Homecoming night in Barnesville.

Braeden Bredman had a huge game as he tallied three touchdowns and a two-point conversion with Zach Bredman going 4-4 passing for 67 yards and two scores.

John Roller opened up the scoring with a 30 yard run in the first quarter with Isaac Maneval making the PAT, followed by Andrew Pederson scoring on a 36 yard run with Maneval making his second extra point for a 14-0 lead after the first quarter.

The Trojans exploded for 28 points in the second quarter to break things open. Braeden Bredman would score on a 42 yard run with Maneval connecting on his third PAT, with Zach Bredman connecting with Tate Inniger on a three yard touchdown pass with the PAT missing for a 27-0 lead.

B. Bredman would scoop up a fumble and rumble in from 39 yards out for another score while adding the two-point conversion run as well with Z. Bredman connecting with B. Bredman for a 26 yard touchdown pass with Maneval making his fourth PAT giving the Trojans a 42-0 lead at the break.

Dawson Gregg would score the first touchdown of the second half on a 17 yard run with Maneval going 5-5 on PAT's, while Gannon Bolgrean scampered in from 49 yards out for another Barnesville touchdown with the extra point not good for a 55-0 lead after three quarters of play.

Ayden Hauck was the game's only score in the fourth quarter as he raced in from 24 yards out with Carlos Estaban knocking in the extra point for a 62-0 lead, which is how the game would end.

"We had 10 different players score tonight as the kids played very well against Pillager," said Head Coach Bryan Strand. "We wanted to take care of business and get our starters off the field fast. I believe we did that tonight.

Our younger guys did a great job

against their starters in the second half. That says a lot about our JV and 9/10 grade programs. All three of our teams our undefeated this season, so when we put kids in, they know what they are doing and play hard.

Zach and Braeden Bredman both had outstanding games with Zach going 4-4 and two touchdowns and Braeden scoring on a rush, pass reception and fumble recovery. Jonny Robideau had a good game defensively as well.

We now move on to Detroit Lakes. It will take a fantastic week of preparation to get ready for the much larger Lakers. Their enrollment is more than three times ours. It will be a David vs Goliath type game, which will be their homecoming game as well. It will be a fantastic test for us as we hope to get back a few players that have been ruled out recently."

Barnesville tallied 455 yards of total offense with 388 yards coming on the ground, while the defense held Pillager to 157 yards of total offense.

Robideau led the Trojans with seven tackles, two for loss with Jack Maesse adding five tackles and four tackles on kicks. Asher O' Brien had eight tackles with three on kicks, with B. Bredman tallying three tackles, one for loss, a tipped pass and a fumble recovery. Peyton Amundson added seven tackles with Hunter Blilie netting eight total tackles in the victory.

Barnesville's record now stands at 5-0 on the season.

Box Score

	1	2	3	4	F
Pillager	0	8	0	0	0
Bville	14	28	13	7	62

B-Roller 30-yard run (Maneval Kick)

B-Pederson 36-yard run (Maneval Kick)

B-B. Bredman 42-yard run (Maneval Kick)

B-Inniger 3-yard pass from Z. Bredman (Kick Failed)

B-B. Bredman 39-yard fumble recovery (B. Bredman Run)

B-B. Bredman 26-yard pass from Z.

Bredman (Maneval Kick)

B-Gregg 17-yard run (Maneval Kick)

B-Bolgrean 49-yard run (Kick Failed)

B-Hauck 24-yard run (Esteban Kick)

Individual Statistics

Rushing:

P - NA

B - B. Bredman 3-62, Roller 4-46, Larson 3-27, Z. Bredman 2-2, Pederson 1-36, Loeks 1-20, Gregg 1-17, Bolgrean 3-67, Hauck 1-24, Baker 2-12, Ness 2-5, Gray 3-18, J. Bredman 1-6, Huseman 1-4, Halverson 1-28, Klemin 1-3, Cox 1-4, Morey 1-7

Passing:

P - NA

B - Z. Bredman 4-4-0=67

Receiving:

P - NA

B - B. Bredman 2-45, Inniger 1-3, Maneval 1-19

Offensive Stats vs Pillager									
RUSHING	Attempts	Yards	Average per rush	fumbles	Touchdowns		Cumulative Stats	Yards	Opposition
Braeden Bredman	3	62	20.7		1		Punt Return	15	7
John Rolfer	4	46	11.5		1		Receiving	11	4
Ethan Larson	3	27	9.0				Passing Yds	2	3
Zachary Bredman	2	2	1.0				Fumble		
Andrew Pederson	1	36	36.0		1		Running Yards	387	80
Connor Locks	1	20	20.0				Passing Yards	67	31
Dawson Gregg	1	17	17.0		1		Total Offense	464	157
Owen Riddle							Turnovers	1	2
Tate Inniger							Penalties		
Gannon Bolgrean	3	67	22.3		1		Number	0	4
Ayden Hauck	1	24	24.0		1		Yards per Attempt	0	20
Asher O'Brien									
Hunter Blille									
Aaron Baker	2	12	6.0						
Major Ness	2	5	2.5						
Brodie Gray	3	18	6.0						
Jack Bredman	1	6	6.0						
Nate Huesman	1	4	4.0						
Cameron Halverson	2	37	18.5	1					
Connor Kleinin	1	3	3.0						
Elias Cox	1	4	4.0						
Collin Morey	1	7	7.0						
Total yards	33	397	12.0	1	6				
Scoring	Touchdown	2pt Conv.	Xtra-pt	Field Goal	Safety	Total Points			
Braeden Bredman	3	1				20			
Ethan Larson						0			
Zachary Bredman						0			
Tate Inniger	1					6			
Isaac Maneval			5			5			
John Rolfer	1					6			
Andrew Pederson	1					6			
Defense						0			
Gannon Bolgrean	1					6			
Ayden Hauck	1					6			
Nate Huesman						0			
Owen Riddle						0			
Jonny Robideau						0			
Carlos Estebean			1			1			
Dawson Gregg	1					6			
						62			
PASSING	Attempts	Completions	Yards	Average Per Pass	Touchdowns	Interceptions	Passing %		
Zachary Bredman	4	4	67	16.8	2		100.0%		
Owen Riddle									
RECEIVING	Receptions	Yards	Avg. Per Catch	Touchdowns					
John Rolfer									
Andrew Pederson									
Braeden Bredman	2	45	22.5	1					
Tate Inniger	1	3	3.0	1					
Isaac Maneval	1	19	19.0						
KICKING	Type of Kick	Attempts	Yards	Avg. Per Kick	Xtr PT/FG	Attempts	Made	ATT	Made
Isaac Maneval	KO	8	386	48.3	Isaac Mantefel	5	5	0	0
Isaac Maneval	Punt				Carlos Estebean	3	1		
Carlos Estebean	KO	2	83	41.5					
RETURNS	Punt Returns Yardage	KO Returns Yardage	# Punt Returns	# KO Returns	Total Return Yards	Touchdowns			
Ethan Larson									
Braeden Bredman	13				13				
Gannon Bolgrean	3				3				

Defensive Stats vs. Pillager												
	Name	solo Tackles +3	Assisted Tackles +1	Tackle for loss +2	Tipped pass +1	Fumble caused +4	Fumble recovery +3	Int +5	Sack +4	Blocked Kick +5	Tackle on Kick +3	Total Points
2	Dawson Gregg											0
3	Aaron Baker	2	1	1	1							10
4	Zach Bredman											0
5	Austin Pender											0
6	Gannon Bolgrean		2								1	5
7	Hunter Billie	1	5								2	14
8	Ayden Hauck											0
9	Owen Riddle	1	2	1								7
12	Noah Stanford											0
14	Brodee Gray	2										6
15	Nathaniel Huseman											0
20	Braeden Bredman	3		1	1							12
21	John Roller											0
22	Major Ness											0
23	Jack Maesse	2	3								4	21
25	Asher O'Brien	2	3								3	18
27	Jack Bredman	1										3
28	Colin Morey	2	1								1	10
30	Andrew Pederson											0
31	Brendon Mason											0
32	David Spillum											0
33	Avery Schroeder		1					1			1	9
34	Peyton Amundson	2	5				1					14
35	Isaac Dodge											0
40	Connor Loeks	1	2									5
42	Carter Swenson		2									2
43	Cameron Halverson	2	3									9
44	Tucker Brown		1									1
45	Ethan Larson	2	2							1		13
49	Alex Dorton											0
50	Levi Eickenbrock		3								1	6
51	Jaxon Ernst											0
52	Kash Tuel		1									1
53	Austin Bolgrean		3	1								5
54	Jonny Robideau	4	3	2								19
55	Nick Robideau	2									1	9
56	Spencer Schumacher											0
58	Tyler Drees											0
59	Ethan Hoppe		2	1					1			8
60	Evan Thune											0
61	Michael Atteberry											0
63	Christian Lien		3	2					1			11
64	Jameson Haycraft		1									1
65	Justin Krueger	1	4									7
66	Brennan Steele		5	1					1			11
68	Aiden Kent											0
70	Jordan Kroll											0
73	Tim Wells	1										3
74	Riley Christiansen											0
78	Atticus Olson											0
79	Terrance Olgeirson-Gehrig											0
80	Tate Inniger		1									1
81	Jay Tschumperlin											0
82	Brendon Thorkildson											0
83	Isalah Zajac											0
84	Logan Yeske		3			1						7
85	Brenden Randklev											0
87	Wyatt Suter											0
89	Isaac Maneval											0

Trojans Defeat Detroit Lakes 28-13

By Tracy Hinsz

The Barnesville Trojans traveled to Class 4A Detroit Lakes to take on the Lakers on their Homecoming night. The offense jumped out to a quick lead and the defense held the Lakers scoreless until the fourth quarter as Barnesville defeated Detroit Lakes for the second straight season 28-13.

"I was very happy with how we came out and played tonight against a big, fast and well coached team in Detroit Lakes," said Coach Bryan Strand. "They run the ball very well with two Minnesota Golden Gophers commits in Ethan and Mason Carrier. For the most part we held them in check until the fourth quarter when Ethan broke free for a 55-yard scoring run for their first score of the game.

Besides that play, they only had two other runs longer than 10 yards. Our pass defense was on point as we held them to seven completed passes in 25 attempts for only 97 yards, 30 of which came on the game's final play."

The Trojans started with the ball and immediately drove the field for the game's first score. Braeden Bredman ran it in from five yards out, capping an eight play drive. Isaac Maneval would connect on the first of his four extra points to give Barnesville a 7-0 lead.

Barnesville forced the Lakers to punt after a few plays and controlled the ball for the rest of the quarter. They used a 16 play drive that lasted into the second quarter and was finished off with a Tate Inniger fourth down, one-yard touchdown pass to Maneval. The pass was intended for Wyatt Suter but was deflected and popped into the air landing in Maneval's hands for their second score of the game. His PAT was perfect giving the Trojans a 14-0 lead which they would take into the break.

Neither team would score in the third quarter, but the Trojans would

tally another touchdown in the fourth as Andrew Pederson took a fourth down handoff and raced into the end zone from two yards out. Maneval would kick the PAT giving Barnesville a 21-0 lead.

The Lakers finally got on the scoreboard as Ethan Carrier took a handoff to the house on the Lakers next possession covering 55 yards. Nick Buboltz would connect on the extra point to cut the lead to 21-7.

On the ensuing possession, Barnesville would start on their 45 yard line and use an eight play drive to score their last touchdown. Pederson would break free for his second score on a 21 yard run with Maneval staying perfect on PAT's that made the score 28-7.

The Lakers would score on the last play of the game as Mason Carrier threw a 30 yard heave that was tipped by two Trojan defenders only to be corralled by a diving Breck Winter in the end zone for the score. The game was over with the extra point not needed as the points would not affect the outcome on a 28-13 Trojans victory.

"I was very impressed with our focus and determination all night long," mentioned Strand. "Our offensive and defensive lines truly controlled the game. They got off the ball well and were physical all night long.

"We are only playing a few kids on both sides of the ball, which I believe is paying huge dividends for our team this season. It allows us to rest kids and get them instructions on the sidelines between possessions.

"Detroit Lakes is a very good team with some great athletes. We played very well and did what was needed to win.

"We did get a little banged up, but hopefully it is nothing serious as we have Staples-Motley this week and Hawley the week after to finish our season."

Ethan Larson led the Trojans with 79 yards rushing on 11 carries with

John Roller adding 67 yards on seven carries. Connor Loeks tallied 56 yards on seven carries with Pederson netting 45 yards on six carries and two touchdowns. As a team, the Trojans tallied 320 yards rushing on 51 carries for the game.

Defensively, Barnesville was led by Jonny Robideau who tallied eight tackles, one for loss and tipped a pass with Peyton Amundson finishing with five tackles, two for loss, while Owen Riddle had three tackles and two tipped passes. The Trojans held the Lakers to 212 total yards for the game.

Barnesville improves their record to 6-0 on the season.

Box Score

	1	2	3	4	F
Bville	7	7	0	14	28
DL	0	0	0	13	13

Team Statistics

B-B. Bredman 5-yard run (Maneval Kick)

B-Maneval 3-yard pass from Inniger (Maneval Kick)

B-Pederson 2-yard run (Maneval Kick)

DL-E. Carrier 55-yard run (Buboltz Kick)

B-Pederson 21-yard run (Maneval Kick)

DL-Winter 30-yard pass from M. Carrier

Individual Statistics

Rushing:

DL NA

B-B. Bredman 5-33, Roller 7-67, Larson 11-79, Z. Bredman 7-(-3), Pederson 6-45, Loeks 7-56, Gregg 7-40, Inniger 1-3

Passing:

DL NA

B-Z. Bredman 2-3-0= 22, Inniger 1-1-0=1

Receiving:

DL NA


B-Suter 2-22, Maneval 1-1



Three Detroit Lakes defenders attempt to chase down # 87 Wyatt Suter.



Trojan quarterback Zach Bredman carries the ball, going up against a tough Lakers defensive line.



This tackle by Tate Inniger (#80) came relatively close to the Lakers sideline by the looks on everyone's faces. Teammates Jonny Robidea (#54) and Peyton Amundson (#34) were also on the chase.

Football: Barnesville plays spoiler on homecoming; Lakers eager to learn from losses

Barnesville spoiled Detroit Lakes' homecoming with a 28-13 win on Friday night. The Lakers are eager to take the lessons learned from its two-game losing streak down the home stretch of the regular season.



Detroit Lakes' Will Martin and Cade Okeson (12) chase down the Zach Bredman (4) in the Lakers' 28-13 loss against Barnesville on Oct. 7, 2022 at Mollberg Field. Jared Rubado / Detroit Lakes Tribune

By Jared Rubado

October 08, 2022 12:39 AM

DETROIT LAKES – In two weeks, a regular-season football record will be as useless as a screen door on a submarine, which is why the Lakers welcomed adversity on homecoming night.

Detroit Lakes (4-2) dropped its second game in consecutive weeks. This time, undefeated Barnesville (6-0) spoiled the party with a 28-13 win.

“We knew Barnesville was going to come in hard. I mean, they’ve only let up (14) points the entire season,” junior Mason Carrier said. “We wanted to play the best we could. Whatever happens, happens. Everyone played hard. I didn’t see anyone on this team

give anything less than 100%. The scoreboard is the scoreboard, but this is way better than getting blown out because we can learn something from this. Losing like this makes you better because you know what it feels like to lose a close game, and you know what it takes to power through it.”

The Trojans scored on their first possession. After a horse collar tackle extended the drive on third-and-long from midfield, John Roller broke off a 40-yard run to the five-yard line. Braedon Bredman punched in the touchdown on the next play.

“Their fakes are insane,” Mason Carrier said of Barnesville’s rushing attack. “You have to know your read. If you don’t know your read, the ball is already by you. It doesn’t matter how strong and fast you are. If you don’t make the right read, you’re just useless out there.”

With Caden Strand out for the season, sophomore Nick Buboltz got the start at quarterback. The Lakers gave Barnesville different looks, with Ethan and Mason Carrier under center throughout the game.

“Nick’s played quarterback since middle school, and he did a great job tonight,” Mason Carrier said. “He came out here on homecoming with thousands of people here and wasn’t nervous. He did what he needed to do. He kept his head up and stayed positive.”



Detroit Lakes' Cade Jackson (4) and Ethan Carrier make a tackle in the Lakers' 28-13 loss against Barnesville on Oct. 7, 2022 at Mollberg Field. Jared Rubado / Detroit Lakes Tribune

“You want to get the ball into the hands of your explosive athletes,” Detroit Lakes head coach Reed Hefta said. “We took some lumps today. We have to be able to run the ball, and I’m excited to see how coach (Vern) Schnathorst and coach (Kelly) Kalina keep growing our offensive team. We have two more games in the regular season with some games in the playoffs, and it’s nothing but tough teams from here on out.”

The Lakers didn’t cross midfield on offense until it was 14-0 midway through the second quarter. Tate Inniger completed a fourth-and-goal pass to Isaac Maneval to double the lead. Maneval was perfect in his four extra-point attempts.

Detroit Lakes strung together a series of first downs late in the first half. Barnesville forced a turnover on downs at its 19-yard line with 1:45 to pitch a shutout in the first half.

“Their linebackers are split out, and it’s like they know who’s getting the ball,” Mason Carrier said of Barnesville’s defense. “It’s tough to get around them.”

The Lakers put together another long drive to start the second half before stalling out at the 27-yard line. Buboltz’s pass to Charlie Kalina on fourth-and-seven fell incomplete.



Detroit Lakes’ Charlie Kalina lines up at the line of scrimmage in the Lakers’ 28-13 loss against Barnesville on Oct. 7, 2022 at Mollberg Field. Jared Rubado / Detroit Lakes Tribune

Miscommunications plagued the Lakers throughout the night, but none was bigger than the fake punt attempt early in the fourth quarter at the 27-yard line. Needing a yard to move the sticks, Detroit Lakes took a delay of game penalty on fourth down with the punt unit on the field. Now needing six yards, Kalina's pass on the trick play fell incomplete, giving the ball back to the Trojans just outside the red zone.

Barnesville took a 21-0 lead early in the fourth quarter on a two-yard touchdown run from Andrew Pederson.

"Football is like a lesson plan," Hefta said. "We're all teachers out here, and we want our whole class to do well on tests. I couldn't be more proud of how they took on those challenges. As a teacher, you try to implement a plan for these tests on Friday night. People can say what they want, but I'm proud of our guys."

Ethan Carrier got the Lakers' big-play offense on the board. With 5:59 left, he broke off a 55-yard run to the house, cutting the deficit to 14. However, Barnesville nipped any hope of a comeback with Pederson's second touchdown of the quarter. He broke free for a 21-yard score to take a 28-7 lead with 1:27 left.

After a series of plays to get in plus territory, Mason Carrier connected with Breck Winter as time expired for a 30-yard touchdown pass.

The Trojans scored at least 43 points in their last three games, including a 51-8 win over Osakis and a 62-0 win over Pillager.



Detroit Lakes' Detroit Lakes' Nick Buboltz takes the snap in the Lakers' 28-13 loss against Barnesville on Oct. 7, 2022 at Mollberg Field. Jared Rubado / Detroit Lakes Tribune

"We kept that team under 30. I couldn't be more proud of this defense," Hefta said.

"They played the best they could. (Barnesville) is very good. They've run that system for a long time. The goal was to go out there and compete. You don't want little things to be the reason why you lose, but I couldn't be more proud of the way they rallied through adversity. If you know football, then you know that's a good team that we just played."

Defensively, the Lakers got tougher as the game went on.

"When you have to go through those long drives on defense, you're going to get better. I'm 100% sure of it," Mason Carrier said. "They ruined our homecoming because they're a great program with great players and great coaches. But we got better after this game, and I'm happy with what our team did."

The Lakers' hopes of getting a top-two seed and a home playoff game are unlikely. But they still feel like they control their destiny the rest of the way, starting with the final home game of the regular season on Friday against Park Rapids (0-6).

"It's my last home game with my brother," Mason Carrier said. "I want to get everybody in the game and get everybody reps. I want to have a fun time playing Laker football next week."



Detroit Lakes' Charlie Zok lines up on defense in the Lakers' 28-13 loss against Barnesville on Oct. 7, 2022 at Mollberg Field. Jared Rubado / Detroit Lakes Tribune

"We're kidding ourselves if we think Park Rapids is going to lay down for us," Hefta said. "We're going to come out and go to battle with a well-coached team that works their tails off. They do a lot of things the right way, so we're excited to be able to test ourselves against them."

BARNESVILLE 7 7 0 14 – 28

DETROIT LAKES 0 0 0 13 – 13

SCORING- FIRST QUARTER- Barnesville- Braedon Bredman 5-yard TD run, Isaac Maneval PAT good, 7-0, 7:52

SECOND QUARTER- Barnesville- Tate Inniger 1-yard TD pass to Maneval, Maneval PAT good, 14-0, 9:47

FOURTH QUARTER- Barnesville- Andrew Pederson 2-yard TD run, Maneval PAT good, 21-0, 7:18; DL- Ethan Carrier 55-yard TD run, Nick Buboltz PAT good, 21-7, 5:59; Barnesville- Pederson 21-yard TD run, Maneval PAT good, 28-7, 1:27; DL- Mason Carrier 30-yard TD pass to Breck Winter, No PAT, 28-13, 0:00

Defensive Stats vs. Detroit Lakes												
	Name	solo Tackles +3	Assisted Tackles +1	Tackle for loss +2	Tipped pass +1	Fumble caused +4	Fumble recovery +3	Int +5	Sack +4	Blocked Kick +5	Tackle on Kick +3	Total Points
2	Dawson Gregg											0
3	Aaron Baker	2			1							7
4	Zach Bredman											0
5	Austin Pender											0
6	Gannon Bolgrean	2										6
7	Hunter Billie											0
8	Ayden Hauck											0
9	Owen Riddle	1	2		2						1	10
12	Noah Stanford											0
14	Brodee Gray	1	1	1	1							7
15	Nathaniel Huseman											0
20	Braeden Bredman	2			1							7
21	John Roller											0
22	Major Ness											0
23	Jack Maesse											0
25	Asher O'Brien	1			1							4
27	Jack Bredman											0
28	Colin Morey											0
30	Andrew Pederson											0
31	Brendon Mason											0
32	David Spillum											0
33	Avery Schroeder											0
34	Peyton Amundson	2	3	2							1	16
35	Isaac Dodge											0
40	Connor Loeks	1	1		2							6
42	Carter Swenson											0
43	Cameron Halverson											0
44	Tucker Brown											0
45	Ethan Larson	2	1									7
49	Alex Dorton											0
50	Levi Eickenbrock											0
51	Jaxon Ernst											0
52	Kash Tuel											0
53	Austin Bolgrean		2									2
54	Jonny Robideau	2	6	1	1						1	18
55	Nick Robideau		1								1	4
56	Spencer Schumacher											0
58	Tyler Drees											0
59	Ethan Hoppe											0
60	Evan Thune											0
61	Michael Atteberry											0
63	Christian Lien											0
64	Jameson Haycraft											0
65	Justin Krueger		3									3
66	Brennan Steele											0
68	Aiden Kent											0
70	Jordan Kroll											0
73	Tim Wells		1									1
74	Riley Christiansen											0
78	Atticus Olson											0
79	Terrance Olgeirson-Gehrig											0
80	Tate Inniger	1										3
81	Jay Tschumperlin											0
82	Brendon Thorkildson											0
83	Isalah Zajac											0
84	Logan Yeske		2									2
85	Brenden Randklev											0
87	Wyatt Suter											0
89	Isaac Maneval		1								1	4

Trojans Pitch Shut Out Of Staples/Motley 56-0

By Tracy Hinsz.

The Barnesville Trojans jumped out to a 34-0 lead after the first quarter as they cruised to an impressive 56-0 road victory over Staples/Motley.

Barnesville opened up the scoring with a six yard touchdown pass from quarterback Zach Bredman to tight end Tate Inniger. The extra point kick from Isaac Maneval was good for a 7-0 lead.

Soon after, Bredman would tally a one yard scoring run with Maneval booting the PAT for a 14-0 Trojans lead, followed by a Hunter Blilie 10 yard run with another Maneval extra point to give Barnesville a 21-0 advantage.

Andrew Pederson would end the quarter with a 15 yard scoring run and a 40 yard interception return for a touchdown with Maneval connecting on the last PAT that gave the Trojans a 34-0 lead after one quarter of play.

"We started off with a huge first quarter and began subbing heavily on both sides of the ball," said Coach Bryan Strand. "Staples/Motley has a young team, but played hard from start to finish. I also felt our kids played hard and gave a fantastic effort tonight.

"We were without Jonny Robideau due to sickness and Braeden Bredman, Spencer Schumacher, John Roller and Ethan Larson do to injury. I felt it was important to get these guys some rest and get healthy for the Hawley game this week."

In the second quarter, Aaron Baker would score a touchdown from three yards out to extend Barnesville's lead to 40-0 at the break.

Gannon Bolgrean would open up the third quarter with a 72 yard kickoff return for the touchdown with Blilie running in the two-point conversion that was followed by an Avery Schroeder seven yard run with Bolgrean adding the conversion that made the score 56-0 as the Trojans cruised to the victory.

"We were able to force four turnovers and had a kickoff and an interception returned for a touchdown tonight," said Strand. "I was proud of our kids' effort from start to finish"

The Trojans were led in rushing by Bolgrean who tallied 62 yards with Z. Bredman netting 24 as the stats were minimal with Barnesville

playing on a short field most of the night with a running clock.

Dawson Gregg was lights out on the defensive side of the ball with nine tackles, five solo and two for loss with three more tackles on kicks, while Baker, Pederson and Carter Swenson tallied interceptions. Christian Lien recovered a Cardinals fumble with Jaxon Ernst adding a sack, while Logan Yeske added four tackles with two for loss in the victory.

Barnesville improves their record to 7-0 on the season.

Box Score

	1	2	3	4	F
Bville	34	6	16	0	56
SM	0	0	0	0	0

B-Inniger 6-yard pass from Inniger (Maneval Kick)

B-Bredman 1-yard run (Maneval Kick)

B-Blilie 10-yard run (Maneval Kick)

B-Pederson 15-yard run (Kick

Blocked)

B-Pederson 40-yard interception return (Maneval Kick)

B-Baker 3-yard run (Kick Blocked)

B-Bolgrean 72-yard kickoff return (Blilie Run)

B-Schroeder 7-yard run (Bolgrean Run)

Individual Statistics

Rushing:

SM NA

B Z. Bredman 2-24, Pederson 2-18, Loeks 1-6, Gregg 2-(-12), Bolgrean 6-62, Hauck 2-(-4), Blilie 2-11, Baker 1-3, Gray 3-5, J. Bredman 1-10, Huesman 1-0, Halverson 1-0, Morey 2-7, Pender 1-11, Schroeder 2-3, Spillum 1-0

Passing:

SM NA

B Z. Bredman 1-2-0= 6

Receiving:

SM NA

B Inniger 1-6



Brennan Steele chases down the Staples/Motley ball carrier.

Offensive Stats vs Staples-Motley									
RUSHING	Attempts	Yards	Average per rush	fumbles	Touchdowns		Game Stats	Defense	Opponent
Braeden Bredman							Red Zone	3	3
John Roller							Rushing	8	8
Ethan Larson							Passing		
Zachary Bredman	2	24	12.0		1		Penalty	1	1
Andrew Pederson	2	18	9.0		1		Rushing Yards	144	34
Connor Loeks	1	6	6.0				Passing Yards	8	16
Dawson Gregg	2	-12	-6.0				Total Offense	130	50
Owen Riddle							Turnovers	0	4
Tate Inniger							Penalties		
Gannon Bolgreen	6	62	10.3				Yards per Play	8	5
Ayden Hauck	2	-4	-2.0				Yards per Play	15	20
Asher O'Brien									
Hunter Billie	2	11	5.5		1				
Aaron Baker	1	3	3.0		1				
Major Ness									
Brodes Gray	3	5	1.7						
Jack Bredman	1	10	10.0						
Nate Huesman	1	0	0.0						
Cameron Halverson	1	0	0.0						
Connor Klemm									
Elias Cox									
Collin Morey	2	7	3.5						
Austin Pender	1	11	11.0						
Avery Schroeder	2	3	1.5		1				
David Spilium	1	0	0.0						
Total yards	30	144	4.8		5				
Scoring	Touchdown	2pt Conv.	Xtra-pt	Field Goal	Safety	Total Points			
Braeden Bredman						0			
Ethan Larson						0			
Zachary Bredman	1					6			
Tate Inniger	1					6			
Isaac Maneval			4			4			
John Roller						0			
Andrew Pederson	2					12			
Defense						0			
Gannon Bolgreen	1	1				8			
Ayden Hauck						0			
Nate Huesman						0			
Owen Riddle						0			
Jonny Robideau						0			
Carlos Esteban						0			
Dawson Gregg						0			
Avery Schroeder	1					6			
Hunter Billie	1	1				8			
Aaron Baker	1					6			
						56			
PASSING	Attempts	Completions	Yards	Average Per Pass	Touchdowns	Interceptions	Passing %		
Zachary Bredman	2	1	6	6.0	1		50.0%		
Owen Riddle									
Tate Inniger									
RECEIVING	Receptions	Yards	Avg. Per Catch	Touchdowns					
John Roller									
Andrew Pederson									
Braeden Bredman									
Tate Inniger	1	6	6.0	1					
Isaac Maneval									
Wyatt Suter									
			0				XTR Point	FG	
KICKING	Type of Kick	Attempts	Yards	Avg. Per Kick	Xtr PT/FG	Attempts	Made	ATT	Made
Isaac Maneval	KO	7	353	50.4	Isaac Mantefal	6	4	1	0
Isaac Maneval	Punt				Carlos Esteban				
Carlos Esteban	KO	2	71	35.5					
RETURNS	Punt Returns Yardage	KO Returns Yardage	# Punt Returns	# KO Returns	Total Return Yards	Touchdowns			
Ethan Larson									
Braeden Bredman									
Gannon Bolgreen		72		1	72	1			
Dawson Gregg	5		1		5				

		Defensive Stats vs. Staples-Motley										
	Name	solo Tackles +3	Assisted Tackles +1	Tackle for loss +2	Tipped pass +1	Fumble caused +4	Fumble recovery +3	Int +5	Sack +4	Blocked Kick +5	Tackle on Kick +3	Total Points
2	Dawson Gregg	5	4	3							3	34
3	Aaron Baker		1					1				6
4	Zach Bredman											0
5	Austin Pender	1	1									4
6	Gannon Bolgrean											0
7	Hunter Billie	1										3
8	Ayden Hauck		1								1	4
9	Owen Riddle		1		1							2
12	Noah Stanford											0
14	Brodee Gray											0
15	Nathaniel Huseman	1									1	6
20	Braeden Bredman											0
21	John Roller											0
22	Major Ness	1										3
23	Jack Maesse											0
25	Asher O'Brien		1									1
27	Jack Bredman											0
28	Colin Morey	1										3
30	Andrew Pederson	2	1					1				12
31	Brendon Mason											0
32	David Spillum											0
33	Avery Schroeder	1										3
34	Peyton Amundson		1	1								3
35	Isaac Dodge											0
40	Connor Loeks											0
42	Carter Swenson							1				5
43	Cameron Halverson		2								2	8
44	Tucker Brown											0
45	Ethan Larson											0
49	Alex Dorton	1										3
50	Levi Eickenbrock	2	1									7
51	Jaxon Ernst	1	1						1			8
52	Kash Tuel	1		1								5
53	Austin Bolgrean	2	1	1								9
54	Jonny Robideau											0
55	Nick Robideau	2	1									7
56	Spencer Schumacher											0
58	Tyler Drees											0
59	Ethan Hoppe		2								1	5
60	Evan Thune											0
61	Michael Atteberry											0
63	Christian Lien						1					3
64	Jameson Haycraft											0
65	Justin Krueger											0
66	Brennan Steele	2									1	9
68	Aiden Kent											0
70	Jordan Kroll											0
73	Tim Wells											0
74	Riley Christiansen											0
78	Atticus Olson											0
79	Terrance Olgeirson-Gehrig											0
80	Tate Inniger											0
81	Jay Tschumperlin											0
82	Brendon Thorkildson											0
83	Isalah Zajac											0
84	Logan Yeske	1	3	2								10
85	Brenden Randklev											0
87	Wyatt Suter											0
89	Isaac Maneval											0

Trojans Dominate In Rival Victory To Secure Lee's Paddle

Barnesville Trojans opened up the game against rival Hawley in the Battle for Lee's Paddle with a 76 yard kickoff return for a touchdown by Braeden Bredman as they went on to win by the score of 42-6.

The Nuggets would answer with a time consuming scoring drive that covered 11 plays with Derek Tibbits scoring from two yards out. The conversion run failed making the score 7-6.

The Trojans would answer with a nine play drive that covered 54 yards finished off by an Andrew Pederson four yard scoring run. Isaac Maneval would connect on his second PAT for a 14-6 lead.

Hawley would have another nice drive on their next possession that was cut short when Connor Loeks stepped in front of a pass for an interception. Barnesville would use a seven play drive highlighted by a Zach Bredman to Wyatt Suter 32 yard pass and culminated in a John Roller nine yard touchdown run, where he spun off of two tacklers for the score. Maneval would convert the extra point that gave the Trojans a 21-6 lead at the break.

The Nuggets would start with the ball in the second half and the Trojan defense would come up with another big play. Hawley would complete a pass, but B. Bredman's jarring hit caused the ball to come loose. Jonny Robideau's eyes lit up knowing what was about to take place as he scooped up the ball and raced 55 yards for the touchdown. The extra point was blocked but the score now stood at 27-6.

The Trojans would score another touchdown in the third quarter as B. Bredman took it in from two yards out with Owen Riddle adding the two-point conversion for a 35-6 advantage.

Gannon Bolgrean would tallying the only score of the fourth quarter as he took his first carry of the game 39 yards for the score with Maneval

ending the night connection on his fourth PAT making the final score 42-6 Barnesville.

"This was a typical Barnesville vs Hawley, good competitive football game," said Coach Bryan Strand. "We played consistently throughout the game. It was not our best, especially defensively, but credit Hawley for attacking us the way they did.

"Their kids came out and played hard for four quarters and gave us everything we could handle. They have a great senior class and excellent coaching staff.

"We end the season 8-0, which was a goal. We won the district which was another goal. Now, we have higher goals as this part of the season is over. We must continue to get better and prepare for the playoffs.

"The section is tough as Pelican Rapids is playing really well right now and I was very impressed with Hawley. Add in Crookston and Frazee, making for some difficult games ahead."

Andrew Pederson led the Trojans, who finished with 346 yards rushing, with 130 yards on nine carries with one score, while B. Bredman tallied 52 yards on six carries with a score, adding another touchdown on a kickoff return.

G. Bolgrean added 52 yards on three carries and a score, with Roller netting 49 yards on seven carries and a touchdown.

Z. Bredman finished with two completions for 38 yards with Suter netting one catch for 32 yards and Pederson the other catch for six.

Peyton Amundson continued his stellar play on the defensive side of the ball as he tallied eight tackles, with five solo and one for loss, adding two more tackles on kicks and netting a sack.

Ethan Larson chipped in eight tackles with two on kicks, with Loeks adding five tackles and an

interception. B. Bredman tallied four tackles and caused a fumble, with J. Robideau netting six tackles and a fumble recovery for a score, while Riddle tallied four tackles and a tipped pass.

The Trojans finished the game with 384 yards (346 rushing, 38 passing) of total offense, while holding the Nuggets to 209 (83 rushing, 126 passing).

Barnesville's record is now 8-0 to end the regular season. They earned the top seed in Section 8AA and will have a first round bye to start the playoffs. They will host the winner of Hawley vs Frazee on Saturday, October 29 at 2 p.m.

Box Score

	1	2	3	4	F
Bville	14	7	14	7	42
Hawley	6	0	0	0	6

B-B. Bredman 76-yard kickoff return (Maneval Kick)

H-Tibbits 2-yard run (Run Failed)

B-Pederson 4-yard run (Maneval Kick)

B-Roller 9-yard run (Maneval Kick)

B-J. Robideau 55-yard fumble return (Kick Blocked)

B-B. Bredman 2-yard run (Riddle Run)

B-Bolgrean 39-yard run (Maneval Kick)

Individual Statistics

Rushing:

H NA

B B. Bredman 6-52, Roller 7-49, Larson 2-14, Z. Bredman 3-12, Pederson 9-130, Gregg 3-20, Bolgrean 3-52, Hauck 2-8, Morey 1-3, Pender 1-4, Schroeder 1-2

Passing:

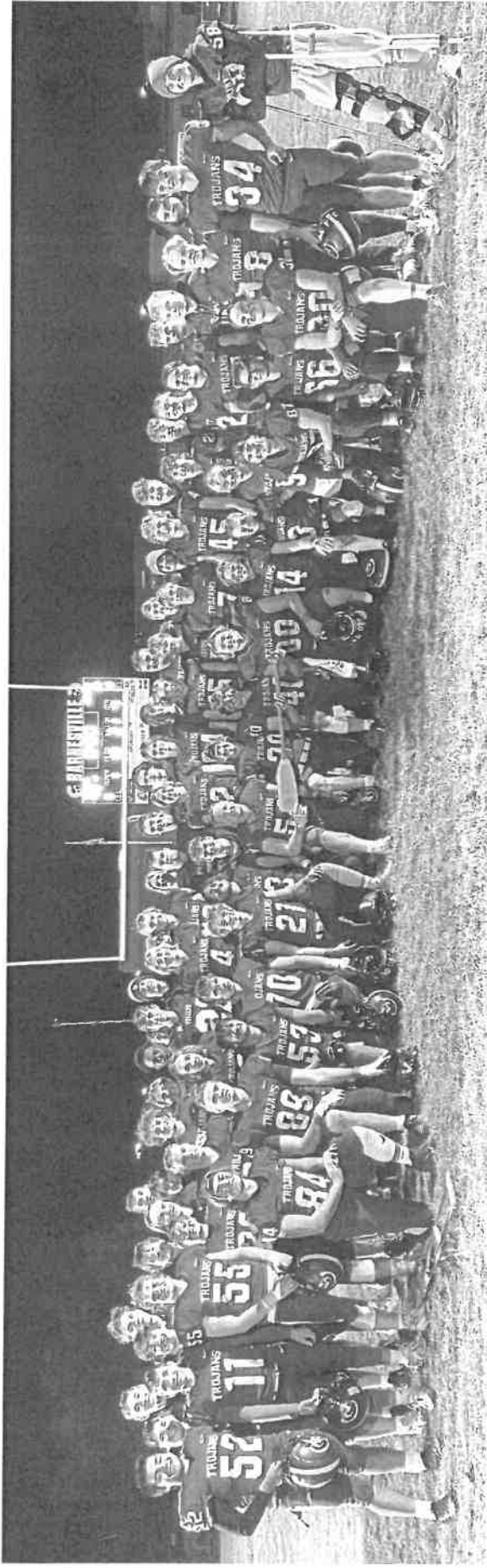
H NA

B Z. Bredman 2-3-0= 38

Receiving:

H NA

B Pederson 1-6, Suter 1-32



The Barnesville Trojans football team won the Battle for Lee's Paddle in last's week conference match-up with the Hawley Nuggets. The Trojans will go into play-off action on Saturday, October 29 against the winner of Tuesday's game between Frazee and Hawley



Quarterback Zach Bredman (#4) takes charge as the Trojans offensive line gets ready to go on the attack against the Nuggets defense.



Nugget defenders try to take down Barnesville's running back Dawson Gregg.

Barnesville Trojans take down Hawley Nuggets to finish regular season undefeated

The 8-0 Trojans will have a bye in the 8AA Section playoffs while Hawley waits to see who they will play in the Oct. 25 opener.



Barnesville's John Roller slips past Hawley's Levi Lem during their Minnesota Section 8AA football game Wednesday, Oct. 19, 2022, at Barnesville. Michael Vosburg/Forum Communications Co.

By Todd Rose

October 19, 2022 11:16 PM

BARNESVILLE — A 42-6 win over the Hawley Nuggets in Barnesville Wednesday night capped off an undefeated regular football season for the Barnesville Trojans.

With the win, the 8-0 Trojans earned a bye in the first round of the Section 8AA tournament.

Though happy with the results of the regular season, Trojans coach Bryan Strand is already turning his focus to the playoffs.

“We’re happy but that part of the season is done with,” Strand said. “We’ve got a much higher goal in mind and it’s not going to be easy. These kids have worked extremely hard in the offseason, we have 69 kids out with 45 juniors and seniors. They’ve put time in the weight room and they’re dedicated to playing football.”

The Trojans got off to a hot start as Braeden Bredman returned the opening kickoff 77 yards to put six on the board for Barnesville right away



Barnesville's Braeden Bredman returns the opening kick for a touchdown against Hawley during their Minnesota Section 8AA football game Wednesday, Oct. 19, 2022, at Barnesville. Michael Vosburg/Forum Communications Co.

Hawley answered back on the next drive, though, as Derek Tibbetts ran in from 2 yards out. A 2-point try was no good leaving them down by one. The touchdown by Tibbetts was only the fifth time this season Barnesville has allowed a team to get in the end zone. Prior to that, Barnesville had only allowed 27 points.

Bredman would score his second touchdown of the game moments later to make it 14-6 while John Roller scored for the Trojans in the second quarter to make it a two-possession game, 21-6, going into the half.

The Barnesville defense held strong in the second half, keeping the Nuggets out of the endzone while the Trojans offense found the end zone two more times, with Bredman scoring his third touchdown while Gannon Bolgrean took one in from 39 yards out.



Barnesville's Zachary Bredman is pulled down by Hawley's Blake Bigger, right, with Kolin Larson during their Minnesota Section 8AA football game Wednesday, Oct. 19, 2022, at Barnesville. Michael Vosburg/Forum Communications Co.

Barnesville scored a defensive touchdown, too, as Jonny Robideau scooped up a fumble and ran it back for a touchdown.

Though he was pleased by the overall performance of the Trojan defense, Strand noted areas where they can improve in the postseason.

"Our defense is firing pretty well," he said. "It's the small mistakes we made tonight that we have to fix. Our kids expect shutouts, they want it. They hold themselves accountable. I challenged them pretty heavy at halftime."

With eight wins heading into the playoffs, the eyes of the Trojans now turn to chase their ultimate goal of a state championship.

"We've been there," Strand said. "We've been to the semifinals. We've been down to U.S. Bank Stadium about every year that they've been open down there. We keep getting there and keep getting there. Last year, we ended up giving up two fourth-quarter touchdowns to the eventual state champs. We just have to get better."

The Trojans' offense racked up 340 yards on the ground in the victory.



Hawley's John Vetter carries against Barnesville during their Minnesota Section 8AA football game Wednesday, Oct. 19, 2022, at Barnesville. Michael Vosburg/Forum Communications Co.

For Hawley, an inability to finish drives took them out of contention, coach Peder Naatz said.

"We have to finish drives," Naatz said. "We have to convert on fourth and one, fourth and two or third and six. We have to convert. We have to finish drives."

While unsure of who they will play in the Section 8AA playoff opener on Oct. 25, Naatz hopes to use the next few days to regroup.

"We're taking a few days off," he said. "They need a break and we need a break. We'll come back on Monday and put something together for Tuesday. We'll play Tuesday and let her rip. Hopefully, our kids are ready to go. If our kids are ready to go, we'll have a good game on Tuesday. If not, we're going to be done."

Sophomore quarterback Noah Nelson was 8-of-19 for 125 yards while the Nuggets' rushing attack finished with 92 yards.

The Nuggets, who finished 2-6 in the regular season, play Tuesday in the Section 8AA playoff opener but will have to wait until Thursday night to know who their opponent is.

Barnesville's coach Strand, however, believes this is not the last time these two teams will meet.

“Hawley is a very, very good team,” Strand said. “I imagine we are probably going to see them next Saturday. Peder does a fantastic job and the kids are well coached.”



Barnesville's Andrew Pederson gets the ball stripped by Hawley's Derek Tibbetts during their Minnesota Section 8AA football game Wednesday, Oct. 19, 2022, at Barnesville. Michael Vosburg/Forum Communications Co.

Offensive Stats vs Hawley									
RUSHING	Attempts	Yards	Average per rush	fumbles	Touchdowns		BLAZE STATE	Wrestlers	Opponent
Braeden Bredman	6	52	8.7		1		First Downs	14	9
John Rolter	7	49	7.0		1		Rushing	13	4
Ethan Larson	2	14	7.0				Passing	1	3
Zachary Bredman	3	12	4.0				Passing Yards	345	83
Andrew Pederson	9	130	14.4	1	1		Passing Yards	25	126
Connor Loeka							Total Offense	394	209
Dawson Gregg	3	20	6.7				Turnovers	1	2
Owen Riddle							Penalties		
Tate Inniger							Number	5	3
Gannon Bolgrean	3	52	17.3		1		Yards penalized	50	20
Ayden Hauck	2	8	4.0						
Asher O'Brien									
Hunter Billie									
Aaron Baker									
Major Neas									
Brodee Gray									
Jack Bredman									
Nate Huesman									
Cameron Halverson									
Connor Klemm									
Elias Cox									
Collin Money	1	3	3.0						
Austin Pender	1	4	4.0						
Avery Schroeder	1	2	2.0						
David Splillum									
Total yards	38	346	9.1	1	4				
Scoring	Touchdown	2pt Conv.	Xtra-pt	Field Goal	Safety	Total Points			
Braeden Bredman	2					12			
Ethan Larson						0			
Zachary Bredman						0			
Tate Inniger						0			
Isaac Maneval			4			4			
John Rolter	1					6			
Andrew Pederson	1					6			
Defense						0			
Gannon Bolgrean	1					6			
Ayden Hauck						0			
Nate Huesman						0			
Owen Riddle		1				2			
Jonny Robidesau						0			
Carlos Esteban						0			
Dawson Gregg						0			
Avery Schroeder						0			
Hunter Billie						0			
Aaron Baker						0			
Nick Robidesau	1					6			
PASSING	Attempts	Completions	Yards	Average Per Pass	Touchdowns	Interceptions	Passing %		
Zachary Bredman	3	2	38	19.0			66.7%		
Owen Riddle									
Tate Inniger									
RECEIVING	Receptions	Yards	Avg. Per Catch	Touchdowns					
John Rolter									
Andrew Pederson	1	6	6.0						
Braeden Bredman									
Tate Inniger									
Isaac Maneval									
Wyatt Suter	1	32	32.0						
			0					XTR Point	FG
KICKING	Type of Kick	Attempts	Yards	Avg. Per Kick	Xtr PT/FG	Attempts	Made	ATT	Made
Isaac Maneval	KO	7	281	40.1	Isaac Maneval	5	4		
Isaac Maneval	Punt	1	41	41.0	Carlos Esteban				
Carlos Esteban	KO								
RETURNS	Punt Returns Yardage	KO Returns Yardage	# Punt Returns	# KO Returns	Total Return Yards	Touchdowns			
Ethan Larson									
Braeden Bredman	11	76	1	1	87	1			
Gannon Bolgrean									
Dawson Gregg									

		Defensive Stats vs. Hawley										
	Name	solo Tackles +3	Assisted Tackles +1	Tackle for loss +2	Tipped pass +1	Fumble caused +4	Fumble recovery +3	Int +5	Sack +4	Blocked Kick +5	Tackle on Kick +3	Total Points
2	Dawson Gregg											0
3	Aaron Baker	1	2		1							6
4	Zach Bredman											0
5	Austin Pender											0
6	Gannon Bolgrean		1									1
7	Hunter Billie											0
8	Ayden Hauck											0
9	Owen Riddle	2	1		1						1	11
12	Noah Stanford											0
14	Brodee Gray	2	1									7
15	Nathaniel Huseman											0
20	Braeden Bredman	2	1			1					1	14
21	John Rolier											0
22	Major Ness		1									1
23	Jack Maesse	1		1								5
25	Asher O'Brien											0
27	Jack Bredman											0
28	Cofin Morey											0
30	Andrew Pederson											0
31	Brendon Mason											0
32	David Spillum											0
33	Avery Schroeder											0
34	Peyton Amundson	5	3	1					1		2	30
35	Isaac Dodge											0
40	Connor Loeks	2	3					1				14
42	Carter Swenson											0
43	Cameron Halverson											0
44	Tucker Brown											0
45	Ethan Larson	2	4								2	16
49	Alex Dorton											0
50	Levi Eickenbrock											0
51	Jaxon Ernst											0
52	Kash Tuel											0
53	Austin Bolgrean	2	1									7
54	Jonny Robideau	2	3									9
55	Nick Robideau	1	2				1					8
56	Spencer Schumacher		1									1
58	Tyler Drees											0
59	Ethan Hoppe											0
60	Evan Thune											0
61	Michael Atteberry											0
63	Christian Lien											0
64	Jameson Haycraft											0
65	Justin Krueger	1	2	1								7
66	Brennan Steele											0
68	Aiden Kent											0
70	Jordan Kroll		2									2
73	Tim Wells											0
74	Riley Christiansen											0
78	Atticus Olson											0
79	Terrance Olgeirson-Gehrig											0
80	Tate Inniger	1	1									4
81	Jay Tschumperlin											0
82	Brendon Thorkildson											0
83	Isaiah Zajac											0
84	Logan Yeske											0
85	Brenden Randklev											0
87	Wyatt Suter	1	1						1			8
89	Isaac Maneval											0

Trojans Stellar In Playoff Shutout Of Frazee 57-0

By Tracy Hinsz

The Barnesville Trojans used their first round bye to get players healthy and the rest proved beneficial as the offense was unstoppable and the defense unbreakable in cruising to a 57-0 playoff victory over Frazee.

The Trojans opened up the game with four touchdowns in the first quarter. Quarterback Zach Bredman found Dawson Gregg for a 25 yard touchdown pass with Isaac Maneval making the extra point for a quick 7-0 lead.

John Roller would bust loose for a 55 yard scoring run for Barnesville's second touchdown, with Z.Bredman scoring from 5 yards out for their next score. Gregg would bookend the quarter with another touchdown reception, this time from quarterback, Gannon Bolgrean from 43 yards out. Maneval would connect on all three extra points for a 28-0 lead after the first quarter.

Roller would hit on another long touchdown run, this time from 50 yards out to start the second quarter, with Andrew Pederson catching a four yard pass for their next score from Bolgrean. Ethan Larson would end the scoring in the first half with a six yard touchdown run with Maneval staying perfect on three more PAT's for a 49-0 lead at the break.

Only one score would take place in the second half as Noah Stanford scored on a 10 yard run with a bad snap resulting in Maneval connecting with Braeden Bredman on the two-point conversion pass that made the score 57-0, which is how the game would end.

"We played a near perfect first half and the score indicated that at halftime," said Coach Bryan Strand. "We ran 12 plays in the first quarter and scored on four of them. Then we also scored on the first play of the second quarter. Things were clicking and the boys were ready to play the game today.

"We had a nice little break and got our team healed up. Frazee is a very good team and we were concerned



Senior Andrew Pederson pushes his way past the Frazee defender during play-off action last Saturday.

coming into the game with the speed in their backfield.

"We also were able to get Gannon Bolgrean some very valuable time at quarterback as he and Zach Bredman switched off each series in the first half. Gannon is a very talented runner and did a nice job today. Zach also played well going 4/4 passing with two scores, while Bolgrean went 1/1 with a touchdown.

"I honestly can't pick out one or two things that stood out today except that the boys played hard the entire game and were firing on all cylinders. I am extremely proud of their effort."

Roller led the team with 113 yards rushing and two scores on three carries, with Larson adding 72 yards on six carries with a score. Z. Bredman tallied 32 yards on three carries and one touchdown, while

going 4/4 for 57 yards passing with two scores, with Bolgrean netting 31 yards rushing on eight carries and a score, while going 1/1 for 43 yards passing and a touchdown. Gregg tallied two catches and two touchdowns covering 48 yards with Pederson adding one reception for four yards and a score, while Tate Inniger added two receptions for 28 yards.

Defensively, the Trojans held Frazee to 65 total yards of offense with 53 yards rushing and 12 yards passing, led by Nick Robideau who tallied four tackles, a sack, a fumble recovery and a tipped pass.

Connor Loeks chipped in seven tackles including one for loss, with Braeden Bredman adding eight tackles and a tipped pass, while Aaron Baker tallied five tackles including one for loss and Bolgrean

added an interception in the victory.

"Next up is Crookston who has been playing very well as of late," said Strand. "They have UND commit Ethan Boll in the backfield and at defensive end. He is a force. They have a very nice senior bunch of kids who have worked very hard to put themselves in the Section 8AA Championship game. We will need a great week of prep to have the boys ready come Friday night."

The Trojans improved their record to 9-0 on the season and will play Friday, November 4 at 8 p.m. in the Fargo Dome for the Section 8AA Championship against Crookston.

Box Score

	1	2	3	4	F
Bville	0	0	0	0	0
Frazee	28	21	0	8	57

Qtr 1

B-Gregg 25-yard pass from Z. Bredman (Maneval Kick)

B-Roller 55-yard run (Maneval Kick)

B-Z. Bredman 5-yard run (Maneval Kick)

B- Gregg 43-yard pass from Bolgrean (Maneval Kick)

Qtr 2

B-Roller 50-yard run (Maneval Kick)

B-Pederson 4-yard pass from Bolgrean (Maneval Kick)

B-Larson 6-yard run (Maneval Kick)

Qtr 4

Stanford 10-yard run (B. Bredman pass from Maneval)

Individual Statistics

Rushing:

F NA

B B. Bredman 2-11, Roller 3-113, Larson 6-72, Z. Bredman 3-32, Pederson 2-17, Loeks 2-3, Gregg 1-4, Riddle 2-18, Bolgrean 8-31, Hauck 4-15, Blilie 2-2, Gray 1-7, J. Bredman 1-2, Huesman 1-3, Halverson 1-0, Morey 1-6, Pender 1-6, Schroeder 1-10, Stanford 1-10

Passing:


F NA

B Z. Bredman 4-4-0= 57, Bolgrean 1-1-0=43

Receiving:

F NA

B Pederson 1-4, Inniger 2-28, Gregg 2-48




The Trojan defense worked hard all game, never allowing a score by the Frazee Hornets. Team members are, from left, Justin Krueger (#65), Jonny Robideau (#54), and Jordan Kroll (#70).

Offensive Stats vs Frazee (playoff)							GAME STATS		
RUSHING	Attempts	Yards	Average per rush	Fumbles	Touchdowns		First Downs	Yards	Opposition
Braeden Bredman	2	11	5.5				First Downs	15	3
John Rolier	3	113	37.7		1		Rushing	14	3
Ethan Larson	6	72	12.0		1		Passing	1	
Zachary Bredman	3	32	10.7		1		Penalty		
Andrew Pederson	2	17	8.5				Rushing Yards	358	53
Connor Loeks	2	3	1.5				Passing Yards	100	12
Dawson Gregg	1	4	4.0				Total Offense	458	65
Owen Riddle	2	18	9.0				Receives	1	2
Tate Inniger							Penalties		
Gannon Bolgreen	8	31	3.9	1			Turnover	3	3
Ayden Hauck	4	15	3.8				Yards penalized	25	15
Asher O'Brien									
Hunter Billie	2	2	1.0						
Aaron Baker									
Major Ness									
Brodee Gray	1	7	7.0						
Jack Bredman	1	2	2.0						
Nate Huesman	1	3	3.0						
Cameron Halverson	1	0	0.0						
Connor Klein									
Elias Cox									
Collin Morey	1	6	6.0						
Austin Pender	1	6	6.0						
Avery Schroeder	1	10	10.0						
David Spillum									
Noah Stanford	1	10	10.0		1				
Total yards	42	352	8.4	1	4				
Scoring	Touchdown	2pt Conv.	Xtra-pt	Field Goal	Safety	Total Points			
Braeden Bredman	1					2			
Ethan Larson	1					6			
Zachary Bredman	1					6			
Tate Inniger						0			
Isaac Maneval			7			7			
John Rolier	2					12			
Andrew Pederson	1					6			
Defense						0			
Gannon Bolgreen						0			
Ayden Hauck						0			
Nate Huesman						0			
Owen Riddle						0			
Jonny Robidesau						0			
Carlos Esteban						0			
Dawson Gregg	2					12			
Avery Schroeder						0			
Hunter Billie						0			
Aaron Baker						0			
Nick Robidesau						0			
Noah Stanford	1					6			
PASSING	Attempts	Completions	Yards	Average Per Pass	Touchdowns	Interceptions	Passing %		
Zachary Bredman	4	4	57	14.3	2		100.0%		
Owen Riddle									
Tate Inniger									
Gannon Bolgreen	1	1	43	43.0	1		100.0%		
RECEIVING	Receptions	Yards	Avg. Per Catch	Touchdowns					
John Rolier									
Andrew Pederson	1	4	4.0	1					
Braeden Bredman									
Tate Inniger	2	28	14.0						
Isaac Maneval									
Wyatt Suter									
Dawson Gregg	2	48	24.0	2				XTR Point	FG
KICKING	Type of Kick	Attempts	Yards	Avg. Per Kick	Xtr PT/FG	Attempts	Made	ATT	Made
Isaac Maneval	KO	8	347	43.4	Isaac Mantefel	7	7		
Isaac Maneval	Punt	1	36	36.0	Carlos Esteban				
Carlos Esteban	KO	1	36	36.0					
RETURNS	Punt Returns Yardage	KO Returns Yardage	# Punt Returns	# KO Returns	Total Return Yards	Touchdowns			
Ethan Larson									
Braeden Bredman	10		1		10				
Gannon Bolgreen	6		1		6				
Dawson Gregg		12		1	12				

		Defensive Stats vs. Frazee (playoff)										
	Name	solo Tackles +3	Assisted Tackles +1	Tackle for loss +2	Tipped pass +1	Fumble caused +4	Fumble recovery +3	Int +5	Sack +4	Blocked Kick +5	Tackle on Kick +3	Total Points
2	Dawson Gregg		2									2
3	Aaron Baker	2	3	1								11
4	Zach Bredman											0
5	Austin Pender	1	1								1	7
6	Gannon Bolgrean		1					1				6
7	Hunter Billie											0
8	Ayden Hauck	1										3
9	Owen Riddle		2									2
12	Noah Stanford											0
14	Brodee Gray											0
15	Nathaniel Huseman											0
20	Braeden Bredman	2	5		1						1	15
21	John Rolier											0
22	Major Ness											0
23	Jack Maesse	1	1									4
25	Asher O'Brien	1										3
27	Jack Bredman											0
28	Colin Morey	1	2								1	8
30	Andrew Pederson											0
31	Brendon Mason											0
32	David Spillum											0
33	Avery Schroeder											0
34	Peyton Amundson	2	2									8
35	Isaac Dodge											0
40	Connor Loeks	2	4	1							1	15
42	Carter Swenson											0
43	Cameron Halverson											0
44	Tucker Brown		1									1
45	Ethan Larson		3									3
49	Alex Dorton											0
50	Levi Eickenbrock	2	1									7
51	Jaxon Ernst											0
52	Kash Tuel											0
53	Austin Bolgrean	1	3									6
54	Jonny Robideau		3									3
55	Nick Robideau	2	1	1	1		1		1		1	20
56	Spencer Schumacher											0
58	Tyler Drees											0
59	Ethan Hoppe											0
60	Evan Thune		1								1	4
61	Michael Atteberry											0
63	Christian Lien	1										3
64	Jameson Haycraft											0
65	Justin Krueger	1	4									7
66	Brennan Steele											0
68	Aiden Kent											0
70	Jordan Kroll		2									2
73	Tim Wells		2	1					0.5			8
74	Riley Christiansen											0
78	Atticus Olson											0
79	Terrance Olgeirson-Gehrig											0
80	Tate Inniger		3	1					0.5			7
81	Jay Tschumperlin											0
82	Brendon Thorkildson											0
83	Isaiah Zajac											0
84	Logan Yeske											0
85	Brenden Randlek											0
87	Wyatt Suter											0
89	Isaac Maneval											0

Trojans Earn 7th Straight Section Championship



The Barnesville defense takes down a Crookston runner. Payton Amundson (#34), Collin Morey (#28) and Dawson Gregg (#2) sure make it look easy.

By Tracy Hinsz

The Barnesville Trojans spotted Crookston a field goal before rattling off 56 unanswered points behind a physical defense and a mauling offense as they cruised to their seventh straight Section 8AA Championship by the score of 56-3.

The Trojans opened up the game with a few missteps as they stumbled on the opening kickoff that pinned them deep and then fumbled a few plays later. The defense would hold the Pirates and force a 26-yard field goal from Jake Erickson for a 3-0 Crookston lead, Barnesville's first deficit of the season.

Barnesville would find the end zone on their next possession as Zach Bredman scrambled left and took a big hit as he tossed a 29-yard strike to Andrew Pederson. Isaac Maneval would connect on the extra point for a 7-3 lead.

The Trojans would score another touchdown in the first quarter as Braeden Bredman ran in a four yard

run, but the PAT caromed off the upright that kept the score 13-3.

The start of the second quarter saw Crookston fumble the ball and Jonny Robideau found it racing 43 yards untouched to the end zone for a defensive score. B. Bredman would run in the two-point conversion giving the Trojans a 21-3 lead.

Z. Bredman would carry out a beautiful fake for Barnesville's next score that completely baffled the entire Pirates defense on his way to a six yard touchdown. Maneval's PAT made the score 28-3.

The Bredman's would not be done as Zach found Braeden on a 26-yard pass play for their next score and a second 40-yard touchdown pass right before the half, with Maneval connecting on the extra points giving Barnesville a 42-3 lead at the break.

The second half saw backup quarterback Gannon Bolgrean, score on a 13-yard run in the third quarter with Maneval knocking through his sixth PAT for a 49-3 advantage,

which was the only score of the quarter.

The fourth quarter saw Barnesville add one more score on an eight yard run by Pederson with Pederson adding the extra point kick for a 56-3 lead which is how the game would end.

"I was very happy with how we came out and played, especially in the section finals which says something about this group of men," said Coach Bryan Strand. "We made a mistake on our first drive and turned the ball over inside our 20 yard line. But our defense came out and held Crookston to force a field goal. This was the first time all year that we trailed in a game.

"After that, the boys got to work. They responded well and you could tell in their eyes that they were not going to be outworked.

"Zach Bredman had another great performance as he passed for three touchdowns and ran for another. Offensively we were clicking and

scored points quickly. Everything starts up front and our offensive lineman were spectacular as they opened up nice holes for our backs and gave Zach time to throw. It was fun to watch as we clicked in every facet of the game.

"Defensively, we were awesome against the run as we only gave up two yards rushing to a very good team that has running back Ethan Boll, a UND commit on it. Overall we only allowed 56 yards of offense to the Pirates."

For the game, Barnesville tallied 399 yards of total offense with 289 yards on the ground and 110 through the air.

Zach Bredman finished with four completions for 110 yards and three touchdowns, while adding 18 yards rushing on five carries and another score. Braeden Bredman led the team with 80 yards rushing and a score and 66 yards receiving with two scores, while Pederson added 32 yards rushing on six carries and a score, while scoring another touchdown on his only receptions covering 29 yards.

Robideau led the defense with six tackles, two for loss and a fumble recovery scoring a touchdown, with Connor Loeks adding eight tackles with one for loss.

Peyton Amundson tallied seven tackles with two for loss, with B. Bredman netting six tackles and a fumble recovery. Austin Pender chipped in three tackles and a fumble recovery with Wyatt Suter netting three tackles, one for loss and a blocked kick.

Logan Yeske tallied four tackles including a fumble with Ethan Larson adding four tackles in the victory.

"Next up is Moose Lake-Willow River whom we faced in 2019 in the quarterfinals. They are a very good team who can run and pass well. The game will be played in St Cloud, so we will be on a short week to get everyone ready. I am proud of

the boys at this point and hope we can continue to play well and stay healthy."

Barnesville's record now stands at 10-0. They will face Moose Lake-Willow River at 7 p.m. on Thursday in St. Cloud.

Box Score

	1	2	3	4	F
Bville	13	29	7	7	56
Crookston	3	0	0	0	3

Qtr 1

C-Erickson 26-yard FG
B-Pederson 29-yard pass from Z. Bredman (Maneval Kick)
B-B. Bredman 4-yard run (Kick Failed)

Qtr 2

B-Robideau 43-yard fumble return (B. Bredman Run)
B-Z. Bredman 6-yard run (Maneval Kick)
B-B. Bredman 26-yard pass from Z. Bredman (Maneval Kick)
B-B. Bredman 40-yard pass from Z. Bredman (Maneval Kick)

Qtr 3

B-Bolgrean 3-yard run (Maneval Kick)

Qtr 4

B-Pederson 8-yard run (Pederson Kick)

Individual Statistics

Rushing:


C NA
B B. Bredman 8-80, Roller 8-63, Larson 3-3, Z. Bredman 5-18, Pederson 6-32, Gregg 3-16, Riddle 2-6, Bolgrean 7-32, Hauck 1-2, Blilie 1-7, Ness 2-29, Morey 1-1

Passing:

C NA
B Z. Bredman 4-5-0= 110, Bolgrean 0-1-0=0

Receiving:

C NA
B Roller 1-15, Pederson 1-29, B. Bredman 2-66



Celebration with the Section 8AA trophy is always an excitement that can't be matched. Congratulation Barnesville Trojans football team.

Offensive Stats vs Crookston Section Final							BASE STATS		
RUSHING	Attempts	Yards	Average per rush	fumbles	Touchdowns		Trojans	Opponent	
Braeden Bredman	8	80	10.0	1	1		First Downs	22	2
John Rolter	8	83	7.9	1			Rushing	18	
Ethan Larson	3	3	1.0				Passing	1	2
Zachary Bredman	5	15	3.0		1		Penalty	2	
Andrew Pederson	6	32	5.3		1		Rushing Yards	280	2
Connor Looks							Passing Yards	110	14
Dawson Gregg	3	16	5.3				Total Chained	200	56
Owen Riddle	2	6	3.0				Turnovers	3	2
Tate Inniger							Penalties		
Gannon Bolgrean	7	32	4.6		1		Fumbles	6	6
Ayden Hauck	1	2	2.0				Yards per play	65	58
Asher O'Brien									
Hunter Billie	1	7	7.0						
Aaron Baker									
Major Ness	2	29	14.5						
Brodie Gray									
Jack Bredman									
Nate Huesman									
Cameron Halverson									
Connor Kierlin									
Elias Cox									
Collin Morey	1	1	1.0						
Austin Pender									
Avery Schroeder									
David Spillum									
Noah Stanford									
Total yards	47	269	6.1	2	4				
Scoring	Touchdown	2pt Conv.	Xtra-pt	Field Goal	Safety	Total Points			
Braeden Bredman	3	1				20			
Ethan Larson						0			
Zachary Bredman	1					6			
Tate Inniger						0			
Isaac Maneval			5			5			
John Rolter						0			
Andrew Pederson	2		1			13			
Defense						0			
Gannon Bolgrean	1					6			
Ayden Hauck						0			
Nate Huesman						0			
Owen Riddle						0			
Jonny Robideau	1					6			
Carlos Esteban						0			
Dawson Gregg						0			
Avery Schroeder						0			
Hunter Billie						0			
Aaron Baker						0			
Nick Robideau						0			
Noah Stanford						0			
PASSING	Attempts	Completions	Yards	Average Per Pass	Touchdowns	Interceptions	Passing %		
Zachary Bredman	5	4	110	27.5	3		80.0%		
Owen Riddle									
Tate Inniger									
Gannon Bolgrean	1	0				1	0.0%		
RECEIVING	Receptions	Yards	Avg. Per Catch	Touchdowns					
John Rolter	1	15	15.0						
Andrew Pederson	1	29	29.0	1					
Braeden Bredman	2	66	33.0	2					
Tate Inniger									
Isaac Maneval									
Wyatt Suter									
Dawson Gregg			0				XTR Point	FG	
KICKING	Type of Kick	Attempts	Yards	Avg. Per Kick	Xtr PT/FG	Attempts	Made	ATT	Made
Isaac Maneval	KO	8	308	38.5	Isaac Mantelal	6	5		
Isaac Maneval	Punt				Carlos Esteban				
Carlos Esteban	KO				Andrew Pederson	1	1		
Tim Wells	KO	1	41	41.0					
RETURNS	Punt Returns Yardage	KO Returns Yardage	# Punt Returns	# KO Returns	Total Return Yards	Touchdowns			
Ethan Larson									
Braeden Bredman		1		1					
Gannon Bolgrean									
Dawson Gregg									

Defensive Stats vs. Crookston Section Final												
	Name	solo Tackles +3	Assisted Tackles +1	Tackle for loss +2	Tipped pass +1	Fumble caused +4	Fumble recovery +3	Int +5	Sack +4	Blocked Kick +5	Tackle on Kick +3	Total Points
2	Dawson Gregg		2								1	5
3	Aaron Baker											0
4	Zach Bredman											0
5	Austin Pender	2				1	1				1	16
6	Gannon Bolgrean	1										3
7	Hunter Billie											0
8	Ayden Hauck		1								1	4
9	Owen Riddle											0
12	Noah Stanford											0
14	Brodee Gray											0
15	Nathaniel Huseman											0
20	Braeden Bredman	2	3				1				1	15
21	John Roller											0
22	Major Ness											0
23	Jack Maesse		1	1					1			7
25	Asher O'Brien	1	2	1								7
27	Jack Bredman											0
28	Colin Morey	1	2								1	8
30	Andrew Pederson		1							1		6
31	Brendon Mason											0
32	David Spillum											0
33	Avery Schroeder											0
34	Peyton Amundson	1	5	2							1	15
35	Isaac Dodge											0
40	Connor Loeks	5	3	1								20
42	Carter Swenson											0
43	Cameron Halverson											0
44	Tucker Brown											0
45	Ethan Larson	1	1								2	10
49	Alex Dorton											0
50	Levi Eickenbrock											0
51	Jaxon Ernst											0
52	Kash Tuel											0
53	Austin Bolgrean	1	3									6
54	Jonny Robideau	2	4	2		1	1					21
55	Nick Robideau	1	3		1							7
56	Spencer Schumacher											0
58	Tyler Drees											0
59	Ethan Hoppe											0
60	Evan Thune											0
61	Michael Atteberry											0
63	Christian Lien											0
64	Jameson Haycraft											0
65	Justin Krueger		3									3
66	Brennan Steele											0
68	Aiden Kent											0
70	Jordan Kroll		2	1						1		9
73	Tim Wells											0
74	Riley Christiansen											0
78	Atticus Olson											0
79	Terrance Olgeirson-Gehrig											0
80	Tate Inniger											0
81	Jay Tschumperlin											0
82	Brendon Thorkildson											0
83	Isaiah Zajac											0
84	Logan Yeske	2	2			1						12
85	Brenden Randklev											0
87	Wyatt Suter	1	2	1						1		12
89	Isaac Maneval											0

HEADED TO STATE TIMES 2

Both Barnesville girls volleyball and boys football teams qualified for state. Details on their section tournament and upcoming game information is on pages 2B and 3B of the Record-Review.

The Lady Trojans 2022 volleyball team, spear-headed by veteran Barnesville Coach Megan Askegaard, qualified for the Minnesota state volleyball tournament for the first time in 39 years by defeating East Grand Forks three games to one.

Not to be out done, the Trojan football team also qualified for the state football tournament on Friday.



The Lady Trojans volleyball team and coaches celebrate with their Section 8AA championship trophy.



For a seventh consecutive year, the Barnesville Trojan football is headed to the Minnesota state tournament. Coach Bryan Strand has coached each one of those teams.

Defense Sends Trojans Back To US Bank Stadium

By Tracy Hinsz

The Barnesville Trojans used two quick touchdowns and a stifling defense to send the team back to US Bank Stadium for a semi-final matchup against Jackson County Central with a 21-0 victory over Moose Lake-Willow River in the Minnesota state football quarterfinal playoffs.

"It was a cold, windy and miserable night, just like we like it," said Coach Bryan Strand. "It was perfect weather to run the ball. Both teams were predominantly run oriented teams. We struggled a bit at times to move the ball, but still averaged around five yards a carry.

"They did some things to us scheme wise that our kids struggled to adjust to. We were not physical enough at times up front which is something we don't face very often.

"Defensively, we held them to 28 yards rushing and 62 yards passing. We played very well on that side of the ball. Our defensive line has been amazing and they continued that this game as well. They got off the ball well and made the quarterback do things faster than he wanted to. Our linebackers and defensive backs all played their assignments well.

"Asher O'Brien stepped in for Aaron Baker who went out with a thigh contusion and did a fantastic job. He made a terrific interception in the end zone to stop a scoring opportunity for Moose Lake."

Barnesville opened up the game and kicked off with the wind. The defense would force a punt and the wind would hold the ball up in the air, giving the Trojans great field position.

The Trojan's Braeden Bredman would scamper in from four yards out for the game's first touchdown. Isaac Maneval would add the extra point for a 7-0 Barnesville lead. Another

kickoff that went for a touchback and another great defensive stand forced another short punt and great field position for drive number two. Barnesville would capitalize with an eight yard touchdown run from John Roller making the score 13-0 after the PAT was blocked.

Defenses would take over as neither team would threaten to score for the rest of the half.

The second half started with a Moose Lake-Willow River interception, giving them great field position deep in Barnesville territory. But O'Brien would come up big on fourth down with an interception to thwart the Rebels only real scoring chance of the game.

The Trojans would add one more score in the fourth quarter as Roller raced through the middle of the defense and rambled 53 yards for Barnesville's third score of the game. Dawson Gregg would add the two-point conversion run that made the score 21-0, which is how the game would end.

Roller led the Trojans with 109 yards rushing on 13 carries and two touchdowns, with B. Bredman adding 41 yards rushing on eight carries and a score.

Zach Bredman finished with three completions for 54 yards, while Tate Inniger went 1-1 for 35 yards passing. Wyatt Suter hauled in two catches for 42 yards receiving with Ethan Larson netting one catch for 35 yards, while Inniger tallied a reception for 12 yards.

Connor Loeks was a beast at linebacker as he tallied 10 tackles, seven solo and one for loss, with Jonny Robideau netting six tackles, while Logan Yeske added five tackles and a fumble recovery.

B. Bredman had four tackles and a tipped pass with Peyton Amundson netting five tackles with one for

loss. Austin Bolgrean had three tackles and forced a fumble with Tim Wells adding three tackles with two for loss, while O'Brien tallied two tackles, a tipped pass and an interception in the Trojans victory.

"I believe we are healthy heading into next week's game," mentioned Strand. "We are excited for the week ahead. All the teams left are undefeated and are very solid football teams. We have worked very hard for this and are excited to be going back to US Bank Stadium."

The Trojans improved their record to 11-0 on the season and will face Jackson County Central on Friday, November 18 at 9:00 a.m. in the state semi-finals at US Bank Stadium.

Box Score

	1	2	3	4	F
ML-WR	0	0	0	0	0
Bville	13	6	0	8	21

Qtr 1

B-B. Bredman 4-yard run (Maneval Kick)

B-Roller 8-yard run (Kick Blocked)

Qtr 4

B-Roller 53-yard run (Gregg Run)

Individual Statistics

Rushing:

ML NA

B B. Bredman 8-41, Roller 13-109, Larson 3-7, Z. Bredman 10-31, Pederson 5-14, Gregg 4-14, Bolgrean 2-0

Passing:


ML NA

B Z. Bredman 3-7-0= 54, Inniger 1-1-0=35


Receiving:

ML NA

B Inniger 1-12, Suter 2-42, Larson 1-35



With the Trojans defense making its mark in last week's state tournament opening game, Peyton Amundson (#34), Nick Robideau (#55) and Brodee Grey (#14), along with the rest of the defense, charge after the ML-WL ball carrier.



Asher O'Brien picks off the pass in the endzone, preventing Moose Lake-Willow River from scoring any points in the game.



PHOTOS BY HOLLY INNIGER

Barnesville's offensive line including John Roller (#21), Jonny Robideau (#54) and Justin Krueger (#65,) opens up a hole for the Trojan's Andrew Pederson (#30).

Prep football: Matchup with Barnesville a season-long focus for MLWR

The Rebels will face the Trojans in the Minnesota Class AA quarterfinal at 7 p.m. Thursday at St. Cloud Tech High School.



Moose Lake/Willow River's Jaxsyn Schmidt carries the ball in the Rebels' 25-0 win over Crosby-Ironton in the Section 7AA championship Thursday, Nov. 3, in Esko. The Rebels will play Barnesville in the Class AA quarterfinal at 7 p.m. Thursday in St. Cloud. Steve Kohls / Forum News Service

By Jamey Malcomb

November 07, 2022 11:14 PM

WILLOW RIVER — Even though Barnesville wasn't on Moose Lake/Willow River's regular season schedule, they've been on Rebels' minds all season.

Four years ago, MLWR played the Trojans in the Class AA quarterfinal and lost 40-0 and much of the Rebels 2022 campaign has been focused on being ready for a rematch.

"This year, starting from day one of practice, our focus has been talking about being prepared for Barnesville," coach Dave Louzek said. "We knew we'd match up with Section 8 and we figured Barnesville was the team that would come out of Section 8. We've spent a whole season preparing our kids for the level of football that Barnesville plays because we're going to have to play our best game of the year by far to even give them a ballgame."

Rebels headed back to state as 7AA football champs again

MLWR will play Barnesville again in the 2022 Class AA quarterfinal at 7 p.m. Thursday at St. Cloud Tech High School.

The Trojans run a Power T offense where three running backs line up about 5 yards behind the quarterback. After the snap, the quarterback turns his back to the defense for the handoff, making it difficult to tell who has the ball.

“You don’t know which one of the three running backs has the ball or if the quarterback keeps it going to the outside,” Louzek said. “So our defense has to be really disciplined and different parts of our defense are assigned to different parts of their offense and everybody’s got to do their job and make their reads because it’s a lot of misdirection.”

MLWR junior running back and linebacker Jaxsyn Schmidt knows the Power T is tough to stop, but believes the Rebels’ work throughout the season will pay off Thursday.

“It’s the game to get to (U.S. Bank Stadium) and advance another round,” Schmidt said. “It’s really been emphasized how important this game is all season and preparing for this offense. It’s a hard offense to stop with all the fakes and everything. It’s hard to pick up, but we’ve been focusing on it all season, so I think we should be able to stop it.”

Offensively, the Rebels must avoid mistakes and try to generate drives that keep the Trojans’ attack off the field.

“The biggest things are we can’t fumble the ball and we can’t have penalties — two things that have plagued us at different points during the season,” Louzek said. “At a state-level football game, we can’t afford to make a single mistake. Our offense has got to protect the ball and not get any penalties. But the real key is going to be really long, sustaining drives, getting 3-4 yards a carry and just getting that physical push and slowly moving the ball down the field.”

Schmidt knows MLWR needs to limit mistakes and turnovers, but they also need to do what they do best.

“We’re just going to go out there and be fast and physical,” Schmidt said. “I don’t know what their plan to stop it, but that’s all we’re going to do — be fast and physical every play.”

Moose Lake/Willow River vs. Barnesville

What: Minnesota Class AA football quarterfinal

When: 7 p.m. Thursday

Where: St. Cloud Tech High School

Weather: Rainy with a high of 53 degrees

Records: MLWR 9-1; Barnesville 10-0

Radio: WMOZ 106.9 FM

Prep football: Barnesville defense stymies MLWR in state quarterfinal

The Trojans advanced to play Jackson County Central in the Class AA semifinal Friday at U.S. Bank Stadium.



Moose Lake/Willow River tight end Sam Knezevich (8) carries the ball against Barnesville during the Class AA state quarterfinal at Tech High School on Thursday in St. Cloud. Clint Austin / Duluth News Tribune

By [Jamey Malcomb](#)

November 10, 2022 10:28 PM

ST. CLOUD —Barnesville running back John Roller broke free for a 53-yard touchdown to clinch a 21-0 win over Moose Lake/Willow River in the Minnesota Class AA quarterfinal Thursday at St. Cloud Tech High School.

His touchdown was the only score after the first quarter, with defenses dominating after the Trojans jumped out to a 13-0 lead in the first quarter.

“I came through the line and it was covered most of the other times,” Roller said. “I could get 3 to 4 yards a pop, but then on that play for some reason I just had an open gap. I cut toward the gap and I went all the way.”

Roller is the Trojans' leading rusher, but they have so many options, if Roller is off, there is someone else to step in.



Moose Lake/Willow River running back Kaden Robbins (22) carries the ball against Barnesville during the Class AA state quarterfinal at Tech High School on Thursday in St. Cloud. Clint Austin / Duluth News Tribune

“He runs hard and he’s got a fantastic spin move, but the thing is, you can’t key on any one of our backs,” Barnesville coach Bryan Strand said. “I want to say our top five backs are averaging 8.5 to 11 yards a carry. If one gets stopped, the next one is going to step up.”

Barnesville looked to run away with the game early, picking up touchdowns on its first two offensive possessions without taking an offensive snap in their own territory until the second quarter.

When the Rebels finally did force Barnesville to drive the field, their defense was able to frustrate the Trojans’ Power T offensive formation.

“This offense, especially with a good team like Barnesville, is really tough to defend against,” MLWR coach Dave Louzek said. “They’ve got those three running backs plus their quarterback and there’s so much misdirection, if you’re trying to guess where the ball is, you’re just chasing all the time. Everybody had an assignment and has to be really disciplined. Our defense made them play for four quarters, so I’m really proud of them.”



Barnesville tight end Tate Inniger (80) carries the ball against Moose Lake/Willow River during the Class AA state quarterfinal at Tech High School on Thursday in St. Cloud. Clint Austin / Duluth News Tribune

The Rebels' power running game was ineffective against the defensive front of Barnesville, a team that has allowed about 1.4 yards a carry, according to Strand.

"Their defensive line is so big and strong — they just outmuscled our offensive line," Louzek said. "It's a credit to them for just being stronger than our offensive line, we weren't able to run the ball and that's got to be our bread and butter."

The cold weather with gusty wind caused problems for both teams and allowed the defenses to dominate the game.

"The cold weather didn't help and we put the ball on the ground a few times, but for the first time all season we were matched physically," Strand said. "I thought it was a battle back and forth — we weren't giving up any yards and they weren't either. It was just a good defensive game."



Moose Lake/Willow River quarterback Adam Neumann (12) reaches for a poorly snapped ball against Barnesville during the Class AA state quarterfinal at Tech High School on Thursday in St. Cloud. Clint Austin / Duluth News Tribune

The Rebels (9-2) end their season in the state quarterfinal for the second straight year, and Louzek said what makes this team special is not the differences with past teams, but the similarities.

“They’re all similar, they’ve worked so hard and that’s why so many of our teams have been successful from year to year,” Louzek said. “What makes it special is we develop that family atmosphere and the kids really buy into that and we as coaches get so much out of being around these young kids every year. I think that’s what keeps us coming back.”



Barnesville running back Andrew Pederson (30) carries the ball against Moose Lake/Willow River defensive end Jimmy Walker (11) during the Class AA state quarterfinal at Tech High School on Thursday in St. Cloud. Clint Austin / Duluth News Tribune
Barnesville (11-0) will play Jackson County Central in the Class AA semifinal at 9 a.m. Friday at U.S. Bank Stadium in Minneapolis. The Huskies beat Howard Lake-Waverly-Winsted 27-0 to advance.

Moose Lake/WR 0-0-0-0—0

Barnesville 13-0-0-8—21

B — John Roller 4 run (Isaac Maneval kick)

B — Braedan Bredman (kick failed)

B — Roller 53 run (Dawson Gregg run)



Barnesville fullback John Roller (21) celebrates with Barnesville running back Ethan Larson (45) after scoring a touchdown against Moose Lake/Willow River during the Class AA state quarterfinal at Tech High School on Thursday in St. Cloud. Clint Austin / Duluth News Tribune



Barnesville fullback John Roller (21) carries the ball for a touchdown against Moose Lake/Willow River during the Class AA state quarterfinal at Tech High School on Thursday in St. Cloud. Clint Austin / Duluth News Tribune



Barnesville running back Ethan Larson (45) carries the ball against Moose Lake/Willow River during the Class AA state quarterfinal at Tech High School on Thursday in St. Cloud. Clint Austin / Duluth News Tribune



Moose Lake/Willow River running back Jaxsyn Schmidt (23) carries the ball against Barnesville defensive back Braeden Bredman (20) during the Class AA state quarterfinal at Tech High School on Thursday in St. Cloud. Clint Austin / Duluth News Tribune



Barnesville running back Braeden Bredman (20) celebrates after scoring a touchdown against Moose Lake/Willow River with Barnesville offensive lineman Jonathan Robideau (54) during the Class AA state quarterfinal at Tech High School on Thursday in St. Cloud. Clint Austin / Duluth News Tribune



Barnesville running back Ethan Larson (45) carries the ball against Moose Lake/Willow River defensive back Sam Knezevich (8) during the Class AA state quarterfinal at Tech High School on Thursday in St. Cloud. Clint Austin / Duluth News Tribune



Barnesville tight end Wyatt Suter (87) carries the ball against Moose Lake/Willow River during the Class AA state quarterfinal at Tech High School on Thursday in St. Cloud. Clint Austin / Duluth News Tribune



Barnesville running back Braeden Bredman (20) reacts after missing a pass during the Class AA state quarterfinal at Tech High School on Thursday in St. Cloud. Clint Austin / Duluth News Tribune



Moose Lake/Willow River running back Dawson Mortensen (33) and Jimmy Walker (11) react after losing to Barnesville during the Class AA state quarterfinal at Tech High School on Thursday in St. Cloud. Clint Austin / Duluth News Tribune

Offensive Stats vs MLWR State Quarter Finals									
RUSHING	Attempts	Yards	Average per rush	fumbles	Touchdowns		GAME STATS	Wojana	Opponents
Braeden Bredman	8	41	5.1		1		First Downs	13	8
John Roller	13	109	8.4		2		Rushing	10	
Ethan Larson	3	7	2.3				Passing	3	5
Zachary Bredman	10	31	3.1	1			Penalty		1
Andrew Pederson	5	14	2.8				Rushing Yards	216	26
Connor Looka							Passing Yards	80	82
Dawson Gregg	4	14	3.5				Total Offense	305	80
Owen Riddle							Turnovers	1	2
Tate Inniger							Penalties		
Gannon Bolgrean	2	0	0.0				Blocked	5	
Ayden Hauck							Yards per pass	40	
Asher O'Brien									
Hunter Billie									
Aaron Baker									
Major Ness									
Brodee Gray									
Jack Bredman									
Nate Huesman									
Cameron Halverson									
Connor Klermin									
Elias Cox									
Collin Morey									
Austin Pender									
Avery Schroeder									
David Spillum									
Noah Stanford									
Total yards	45	216	4.8	1	3				
Scoring	Touchdown	2pt Conv.	Xtra-pt	Field Goal	Safety	Total Points			
Braeden Bredman	1					6			
Ethan Larson						0			
Zachary Bredman						0			
Tate Inniger						0			
Isaac Maneval			1			1			
John Roller	2					12			
Andrew Pederson						0			
Defense						0			
Gannon Bolgrean						0			
Ayden Hauck						0			
Nate Huesman						0			
Owen Riddle						0			
Jonny Robideau						0			
Carlos Esteban						0			
Dawson Gregg		1				2			
Avery Schroeder						0			
Hunter Billie						0			
Aaron Baker						0			
Nick Robideau						0			
Noah Stanford						0			
PASSING	Attempts	Completions	Yards	Average Per Pass	Touchdowns	Interceptions	Passing %		
Zachary Bredman	7	3	53	17.7		1	42.9%		
Owen Riddle									
Tate Inniger	1		35	35.0			100.0%		
Gannon Bolgrean									
RECEIVING	Receptions	Yards	Avg. Per Catch	Touchdowns					
John Roller									
Andrew Pederson									
Braeden Bredman									
Tate Inniger	1	12	12.0						
Isaac Maneval									
Wyatt Butler	2	42	21.0						
Dawson Gregg									
Ethan Larson	1	35	35.0						
KICKING	Type of Kick	Attempts	Yards	Avg. Per Kick	Xtr P1/FG	Attempts	Made	ATT	Made
Isaac Maneval	KO	4	230	57.5	Isaac Mantefal	2	1		
Isaac Maneval	Punt	3	90	30.0	Carlos Esteban				
Carlos Esteban	KO				Andrew Pederson				
Tim Wells	KO								
RETURNS	Punt Returns Yardage	KO Returns Yardage	# Punt Returns	# KO Returns	Total Return Yards	Touchdowns			
Ethan Larson									
Braeden Bredman	8	24	1	1	32				
Gannon Bolgrean									
Dawson Gregg									

Defensive Stats vs. Moose Lake - Willow River - State Quarterfinals												
	Name	solo Tackles +3	Assisted Tackles +1	Tackle for loss +2	Tipped pass +1	Fumble caused +4	Fumble recovery +3	Int +5	Sack +4	Blocked Kick +5	Tackle on Kick +3	Total Points
2	Dawson Gregg											0
3	Aaron Baker											0
4	Zach Bredman											0
5	Austin Pender											0
6	Gannon Bolgrean	1										3
7	Hunter Blilie											0
8	Ayden Hauck											0
9	Owen Riddle	2	1									7
12	Noah Stanford											0
14	Brodee Gray	1	2		1							6
15	Nathaniel Huseman											0
20	Braeden Bredman	2	1		1						1	11
21	John Roller											0
22	Major Ness											0
23	Jack Maesse											0
25	Asher O'Brien		2		1			1				8
27	Jack Bredman											0
28	Colin Morey											0
30	Andrew Pederson											0
31	Brendon Mason											0
32	David Spillum											0
33	Avery Schroeder											0
34	Peyton Amundson	2	3	1								11
35	Isaac Dodge											0
40	Connor Loeks	7	3	1								26
42	Carter Swenson											0
43	Cameron Halverson											0
44	Tucker Brown											0
45	Ethan Larson		1									1
49	Alex Dorton											0
50	Levi Eickenbrock											0
51	Jaxon Ernst											0
52	Kash Tuel											0
53	Austin Bolgrean	2	1			1						11
54	Jonny Robideau	3	3									12
55	Nick Robideau	2	1									7
56	Spencer Schumacher											0
58	Tyler Drees											0
59	Ethan Hoppe											0
60	Evan Thune											0
61	Michael Atteberry											0
63	Christian Lien											0
64	Jameson Haycraft											0
65	Justin Krueger											0
66	Brennan Steele											0
68	Aiden Kent											0
70	Jordan Kroll											0
73	Tim Wells	2	1	2								11
74	Riley Christiansen											0
78	Atticus Olson											0
79	Terrance Olgeirson-Gehrig											0
80	Tate Inniger											0
81	Jay Tschumperlin											0
82	Brendon Thorkildson											0
83	Isaiah Zajac											0
84	Logan Yeske	2	3				1					12
85	Brenden Randklev											0
87	Wyatt Suter											0
89	Isaac Maneval											0

Z. Bredman, Roller Propel Trojans To Championship Game

By Tracy Hinsz

The Barnesville Trojans were led by quarterback Zach Bredman who tallied 105 yards passing with a touchdown and 98 yards rushing, while John Roller tallied 140 yards rushing on 13 carries with two scores to lead Barnesville back into the Class AA State Championship game with a 41-12 victory over Jackson County Central.

Barnesville opened up the game with the ball and quickly scored a touchdown on a Roller 39 yard scamper. Isaac Maneval would kick the extra point giving the Trojans a 7-0 lead.

The defense would take the field with JCC moving the ball into Trojan territory, but they would force a fumble that was recovered by Logan Yeske to stop JCC's first drive of the game.

The momentum was on the Trojans side as Barnesville drove the field to score their second touchdown on a one yard run by Braeden Bredman. Maneval's kick made the score 14-0 early in the second quarter.

Jackson County Central would take the ensuing kickoff 89 yards to pay dirt as Ben Dahlin found a seam and was off to the races. The extra point was blocked making the score 14-6 Barnesville.

The Trojans would waste no time as they tallied their third score on Roller's second touchdown run, this time from 61 yards out. Maneval's PAT made the score 21-6 which is how the half would end.

The third quarter saw running back, Andrew Pederson score on a six yard run with Maneval connecting on his fourth PAT for a 28-6 Trojans lead, but JCC quarterback Roman Voss would find a crease and ramble into the end zone from 49 yards out to answer. The two-point conversion run was stopped short making the score 28-12.

But the Trojans always seemed to have an answer as they found

the endzone one more time before the third quarter came to an end. Quarterback, Zach Bredman would drop back to pass and find running back, Dawson Gregg down the field. The pass would land perfectly into Gregg's hands and he was off to the races on a 77 yard touchdown. Maneval would stay perfect giving Barnesville a 35-12 lead as the third quarter came to a close.

Backup quarterback, Gannon Bolgrean would end the scoring in the fourth quarter with a 31 yard touchdown run for Barnesville with the PAT falling short giving the Trojans a 41-12 lead which is how the game would end.

"I felt the boys were fired up and ready to play this game," said Coach Bryan Strand. "We had a fantastic week of prep, going to the Fargo Dome twice and then to St. John's on Thursday. We also got in two morning practices last week which helped a ton.

"I can't thank my coaches enough for all their hard work. They probably sat at school for 14 hours between Saturday and Sunday getting the game plan and film breakdown done. Everyone pitched in and I felt our kids were prepared for this game.

"JCC is a great team and had a great year. They are coached by a tremendous coach who just won his 200th game this year. They are a fantastic team that we had to prepare for and beat. Our boys came out on top because of the work they put into their preparation to win.

"Defensively, Ethan Larson and Connor Loeks had great games with Larson netting 12 tackles and Loeks 11. Asher O'Brien stepped in again for Aaron Baker and played great in making six total tackles.

"Offensively, Zach Bredman had a great game with 98 yards rushing and over 100 yards passing. He was fantastic. All our backs ran hard and the offensive line blocked so well. Our special teams were great except for the one long kickoff.

"From the weight room, to film study, to just staying healthy, this team has a great feel to them. It is going to be a fun two weeks to get ready for our next opponent who we are very familiar with in Chatfield.

"We played them in the semi-finals last year and played very well. We gave up two late touchdowns that proved costly, so we look forward to the rematch.

"The boys are playing some good football right now and hope to keep it going for one more game. It is nice to be back in the championship game. We have been here before and this time we want to complete our season with a championship. We will work extremely hard to try and accomplish that."

Braeden Bredman chipped in 42 yards rushing and a touchdown, while securing one reception for 28 yards, while Dawson Gregg tallied one reception covering 77 yards and a touchdown. Gannon Bolgrean had one carry for 31 yards a touchdown with Andrew Pederson netting 22 yards rushing on five carries and a score.

As a team, Barnesville finished with 453 yards of total offense with 348 coming on the ground and 105 through the air, while the defense held Jackson County Central to 267 total yards of offense with 162 on the ground and 105 through the air.

The victory improves Barnesville's record to 12-0 on the season. They will play for the State Championship and square off against the defending State Champion Chatfield Gophers on Friday, December 2 at 1 p.m. at US Bank Stadium.

Box Score

	1	2	3	4	F
JCC	0	6	6	0	12
Bville	7	14	14	6	41

Qtr 1

B-Roller 39-yard run (Maneval Kick)

Qtr 2

B-B. Bredman 1-yard run (Maneval Kick)

JCC-89-yard kickoff return (Kick Blocked)

B-Roller 61-yard run (Maneval Kick)

Qtr 3

B-Pederson 6-yard run (Maneval Kick)

JCC-Voss 49-yard run (Run Failed)

B-Gregg 77-yard pass from Z. Bredman (Maneval Kick)

Qtr 4


B-Bolgrean 31-yard run (Kick Failed)



Ethan Larson (#45) takes down the JCC ball carrier with assistance from Dawson Gregg (#2) and an unidentified Trojan tackler.



Trojan offensive lineman Jordan Kroll (#70) opens the lane for senior Andrew Pederson (#30) to go in for the touchdown.



Following a wall of purple teammates including John Roller (#21), Tim Wells (#73), Jonny Robideau (#54) and Wyatt Suter (#87), Braeden Bredman (#20) rushes down field to gain some yardage against the Jackson County Central defenders.

Huskies have tough task of slowing Barnesville in Class AA state semifinals

Access

By Dan Condon | on November 17, 2022



The Barnesville Trojans have used a nearly-unstoppable T offense and averaged more than 40 points per game en route to the Class AA state semifinals.

If that isn't impressive enough, the Trojans allow just 3.3 points per game and have shut out six of their 11 opponents.

But Jackson County Central head coach Tom Schuller is looking forward to his team playing Barnesville in a battle of unbeaten teams in the state semifinals Friday morning at US Bank Stadium in Minneapolis.

"I'm really excited about getting the opportunity to play someone this good," he said. "They're really something."

Offensively, the Trojans have proven to be tough to stop. They scored 57 and 56 points in their two section games and have outscored their playoff opponents 134-3. They were held under 28 points for the first time all season in the state quarterfinals, beating Moose Lake-Willow River 21-0.

The reason for their success is a dominant ground game.

"The T is a nightmare to defend," Schuller said. "You've got guys running around all over the place. You can't tell who has the ball sometimes and they have players who will carry out fakes 20 yards downfield. It's difficult enough, then you add the talent they have."

Schuller said there is no particular Trojan the Huskies have to focus on stopping.

"They don't have one guy to key on in that offense," he said. "They're all very capable."

The Trojans will primarily run the ball, but that could lead to a big play or two in the passing game.

"They do a lot of running, but they get you coming up because you have to commit so many guys to the line of scrimmage," Schuller said. "Then they'll hit you over the top with a pass. But if you don't stop the run, you won't see any passes."

Slowing the Trojans will take plenty of practice, but even that isn't easy.

"It'll take a lot of preparation," Schuller said. "But it's very difficult to get your scout team to run something that complex."

Defensively, the Trojans will mostly use a 4-3, but could shift to a 3-4 if the Huskies spread the field.

No team has scored more than 13 points against Barnesville all season, so Schuller said the Huskies will need some big plays if they're going to have success.

"Our offense is going to have to have some big plays," he said. "I don't think you're going to grind them for 3 yards at a time. Just like the Pipestone game, we're going to have to have many chunk plays. We're going to have to be hyper aggressive on offense."

The two teams open up Friday's action, kicking off at 9 a.m. That means the Huskies will head to the Twin Cities tonight (Thursday) after a walk-through practice in Jackson. That comes on the heels of what Schuller hopes is two straight days of practice in a dome somewhere.

None of it is ideal, Schuller said, but it beats watching on TV.

"Any inconveniences we have are outweighed by the jubilation we have for getting to be in this game," he said.

Tickets for the game must be purchased online.

'They've wanted this game': Undefeated Barnesville enters Prep Bowl seeking revenge, first state title

The Trojans will square off against the Chatfield Gophers, the team that knocked them out of last year's postseason, Friday for the AA state championship in a battle between two unbeaten teams.



Barnesville's John Roller slips past Hawley's Levi Lelm during their Minnesota Section 8AA football game Wednesday, Oct. 19, 2022, at Barnesville. Michael Vosburg/Forum Communications Co.

By [Todd Rose](#)

December 01, 2022 07:00 AM

BARNESVILLE — Friday afternoon, the Barnesville Trojans have the opportunity to do two things in the Prep Bowl at U.S. Bank Stadium in Minneapolis: earn revenge from last year's Class AA state semifinal loss to Chatfield; and win the first football state championship in school history.

With the extra week between the semifinals and finals this year, the 12-0 Trojans are primed to hit the field and take on those tasks.

"We're ready for our game," said head coach Bryan Strand. "We've practiced enough now and it's getting late. We want the game."

Practices have been going well for the Trojans in the week and a half since their 41-12 semifinal win over Jackson County Central, Strand said. While the practices have been good and the team is healthy, it has been a challenge lining up places to practice.

From their own gym to the University of North Dakota in Grand Forks — and places in between — the Trojans have been practicing twice a day, as they have for all of their big games this year.

“It’s just trying to find practice facilities. That’s the hard part,” said Strand. “We’ve gone from UND for two days, we went to Moorhead for a day outside on their turf field and we’ve practiced in the mornings in our gym because basketball and wrestling are going on so we’re limited on space. Then (Thursday) we’re going to St. John’s to practice. That’s the hardest thing about playing a football game in December.”



Barnesville's Braeden Bredman returns the opening kick for a touchdown against Hawley during their Minnesota Section 8AA football game Wednesday, Oct. 19, 2022, at Barnesville. Michael Vosburg/Forum Communications Co.

Despite the shifting scenery for practices, the team’s overall mood has not been overly affected, Strand said.

Last year, Barnesville’s title chase came to an end in the semifinals in a 22-18 loss to eventual state champion Chatfield, with the difference being a pair of missed 2-point conversions.

“We played them really tough last year and we had some things go wrong late in the second half,” Strand said. “We had a two-touchdown lead and we didn’t convert on our 2-point conversions. That hurt us. Touchdown-wise, it was three to three. We just didn’t convert when it mattered. We made some mistakes that, hopefully, we fixed. We frustrated them, which we hope to do again.”



Jonny Robideau in action during his eighth grade season with the Trojans. He will bookend his time as a Trojan with two Prep Bowl appearances. David Samson / The Forum

The undefeated Trojans played this season like a team motivated to make amends. They outscored their opponents 540-48 in 12 games. Friday marks the fourth time the Trojans will have played in a state final, with previous appearances in 1978, 2010 and 2018.

"Our kids are going to have to play well. But, they've wanted this game," Strand said. "This is the game they wanted and they've got it."

And they'll enter it well-armed with talent, depth and experience. The team has a combined 45 juniors and seniors, including Jonny Robideau, who started as an eighth-grader in the Trojans' most recent state final appearance in 2018. Working in unison, the team is exactly that — a team, Strand said.

"We start probably 18 or 19 different guys," Strand said. "So, our guys get a lot of rest during the games and you're able to coach and change things up a bit. We're not focused around one star. They're really a team."

"We have 17 seniors and all 17 of them do something for the team. Whether it's special teams, a starter, a backup, a kicker, every single one does something for us and that's pretty unique."

However, the fact that the game marks the end of both the season and many seniors' football careers is not lost on the team, regardless of the outcome.

Combine that, revenge and a state title on the line and Strand expects the energy level to be high come Friday's 1 p.m. kickoff.

"I don't think this is a game where I'm going to have to give them a big speech to get them ready," Strand said. "I think that the boys are excited and they're such a great group. The unique thing is that you don't generally go into a lot of games knowing that, win or lose, we're done. A lot of their careers will be done on Friday. It's that finality. They've been such a good group with a lot of kids that have been starting for two or three years and you get attached to them and it's going to be over. Hopefully, the boys are ready. I really think they are as prepared as well as we can prepare them. Now it's about going out there and making plays."



Barnesville running back Braeden Bredman (20) celebrates after scoring a touchdown against the Moose Lake/Willow River with Barnesville offensive lineman Jonathan Robideau (54) during the Class AA state quarterfinal at Tech High School on Thursday, Nov. 10, 2022, in St. Cloud. Clint Austin / Duluth News Tribune

Offensive Stats vs Jackson County Central State Semi-Finals							JACKSON COUNTY CENTRAL STATE		
RUSHING	Attempts	Yards	Average per rush	Fumbles	Touchdowns		Before	Against	
Braeden Bredman	10	44	4.4		1		First Downs	18	16
John Roller	13	140	10.8		2		Rushing	15	8
Ethan Larson	2	5	2.5	1			Passing	2	6
Zachary Bredman	12	98	8.2				Penalty	1	2
Andrew Pederson	5	22	4.4		1		Rushing Yards	350	162
Connor Loeks							Passing Yards	105	105
Dawson Gregg	1	10	10.0				Total Offense	455	267
Owen Riddle							Turnovers	1	3
Tate Inniger							Penalties		
Gannon Bolgreen	1	31	31.0		1		Number	3	3
Ayden Hauck							Yards penalized	35	26
Asher O'Brien									
Hunter Billie									
Aaron Baker									
Major Ness									
Brodee Gray									
Jack Bredman									
Nate Huesman									
Cameron Halverson									
Connor Klemm									
Blas Cox									
Collin Money									
Austin Pender									
Avery Schroeder									
David Spillum									
Noah Stanford									
Total yards	44	350	8.0	1	5				
Scoring	Touchdown	2pt Conv.	Xtra-pt	Field Goal	Safety	Total Points			
Braeden Bredman	1					6			
Ethan Larson						0			
Zachary Bredman						0			
Tate Inniger						0			
Isaac Maneval			5			5			
John Roller	2					12			
Andrew Pederson	1					6			
Defense						0			
Gannon Bolgreen	1					6			
Ayden Hauck						0			
Nate Huesman						0			
Owen Riddle						0			
Jonny Robideau						0			
Carlos Esteban						0			
Dawson Gregg	1					6			
Avery Schroeder						0			
Hunter Billie						0			
Aaron Baker						0			
Nick Robideau						0			
Noah Stanford						0			
PASSING	Attempts	Completions	Yards	Average Per Pass	Touchdowns	Interceptions	Passing %		
Zachary Bredman	3	2	105	52.5	1		66.7%		
Owen Riddle									
Tate Inniger									
Gannon Bolgreen									
RECEIVING	Receptions	Yards	Avg. Per Catch	Touchdowns					
John Roller									
Andrew Pederson									
Braeden Bredman	1	28	28.0						
Tate Inniger									
Isaac Maneval									
Wyatt Suter									
Dawson Gregg	1	77	77.0	1					
Ethan Larson									
KICKING	Type of Kick	Attempts	Yards	Avg. Per Kick	Xtr PT/FG	Attempts	Made	ATT	Made
Isaac Maneval	KO	7	333	47.6	Isaac Maneval	5	5	1	
Isaac Maneval	Punt	1	40	40.0	Carlos Esteban	1	0		
Carlos Esteban	KO				Andrew Pederson				
Tim Wells	KO								
RETURNS	Punt Returns Yardage	KO Returns Yardage	# Punt Returns	# KO Returns	Total Return Yards	Touchdowns			
Ethan Larson		20		1					
Braeden Bredman	4	12	1	1					
Gannon Bolgreen		10		1					
Dawson Gregg									

Defensive Stats vs. Jackson County Central State Semi Finals												
	Name	solo Tackles +3	Assisted Tackles +1	Tackle for loss +2	Tipped pass +1	Fumble caused +4	Fumble recovery +3	Int +5	Sack +4	Blocked Kick +5	Tackle on Kick +3	Total Points
2	Dawson Gregg		1								1	4
3	Aaron Baker											0
4	Zach Bredman											0
5	Austin Pender											0
6	Gannon Bolgrean							1				5
7	Hunter Billie											0
8	Ayden Hauck	1									1	6
9	Owen Riddle	3			1						1	13
12	Noah Stanford		1									1
14	Brodee Gray		3									3
15	Nathaniel Huseman											0
20	Braeden Bredman	4	2									14
21	John Roller											0
22	Major Ness											0
23	Jack Maesse	1	1	2	1	1			2			21
25	Asher O'Brien	3	3									12
27	Jack Bredman											0
28	Colin Morey	1										3
30	Andrew Pederson											0
31	Brendon Mason											0
32	David Spillum											0
33	Avery Schroeder		1								1	4
34	Peyton Amundson	2	2			1				1		17
35	Isaac Dodge											0
40	Connor Loeks	3	4									13
42	Carter Swenson											0
43	Cameron Halverson											0
44	Tucker Brown											0
45	Ethan Larson	4	7								1	22
49	Alex Dorton											0
50	Levi Eickenbrock	3	1									10
51	Jaxon Ernst											0
52	Kash Tuel											0
53	Austin Bolgrean	1	3									6
54	Jonny Robideau	1	5									8
55	Nick Robideau		4									4
56	Spencer Schumacher											0
58	Tyler Drees											0
59	Ethan Hoppe											0
60	Evan Thune											0
61	Michael Atteberry											0
63	Christian Lien		1									1
64	Jameson Haycraft											0
65	Justin Krueger	1	3									6
66	Brennan Steele		1	1			1		1			10
68	Aiden Kent											0
70	Jordan Kroll											0
73	Tim Wells											0
74	Riley Christiansen											0
78	Atticus Olson											0
79	Terrance Olgeirson-Gehrig											0
80	Tate Inniger											0
81	Jay Tschumperlin											0
82	Brendon Thorkildson											0
83	Isaiah Zajac											0
84	Logan Yeske	2	3				1					12
85	Brenden Randlek											0
87	Wyatt Suter											0
89	Isaac Maneval											0

CLASS AA STATE CHAMPIONS



In order to be the best you have to beat the best. And that's exactly what Coach Bryan Strand and the Barnesville High School Trojans did last Friday at US Bank Stadium in Minneapolis. In the Class AA Minnesota State Football Championship, the Barnesville

Trojans defeated the Chatfield Gophers 35-20 to bring the first state championship ever, in any sport, home to Barnesville. Full game details are included in this week's edition of the Record-Review on Pages 4B and 5B.

By Tracy Minz

Tate Inniger had the game of a lifetime as he tallied four touchdowns on the biggest stage in Class AA football, while Zach Bredman threw for three of those scores while running for 56 yards to lead the Barnesville Trojans to their first ever State Football Championship by the score of 35-20 over defending champion Chatfield.

Not to be outdone was the play of John Rolter who had some huge momentum gaining runs, finishing with 103 yards rushing on eight carries behind the impressive play of the offensive line consisting of center Justin Krueger, left guard Jonny Robideau, right guard Mike Robideau, left tackle Jordan Kroll, right tackle Tim Wells and tight ends Inniger and Wyatt Suter.

Add in a defense that forced five turnovers with four interceptions and a fumble with Owen Riddle netting two picks and Ethan Larson and Cannon Bolgreen one each, while Braeden Bredman forced a fumble recovered by the Brodeur Gray.

The Trojans opened up the scoring after a long drive with a two yard run by Dawson Gregg as Isaac Maneval kicked the extra point for a 7-0 lead in the first quarter.

The second quarter saw 30 combined points with Chatfield scoring first with a 36 yard pass from Sam Backer to Kaitlan Schott. The Gophers used a trick play to net the two-point conversion run as the holder flipped the ball to the end Luke Carrier, who was running a reverse and outraced all the Trojan defenders to score the conversion giving Chatfield an 8-7 advantage.

The Gophers had the momentum and forced a punt. But the first play on offense saw Backer run a sweep where Braeden Bredman came in low to make the tackle. He forced a fumble that was recovered by Gray and switched the momentum back to the Trojans.

Barnesville would use this turnover to their advantage as Zach Bredman hooked up with Tate Inniger on an eight yard touchdown pass. B. Bredman would score on the two-point conversion run for a 15-8 lead.

The Trojan defense would get another big play on their next series as Riddle intercepted Backer at the 13 yard line and returned it deep into Gopher's territory.

With a short field, Z. Bredman would find Inniger again on a beautiful 28 yard touchdown pass. B. Bredman would add the two-point conversion run that made the score 23-8 with 1:13 remaining in the half.

But Chatfield has a star quarterback in Backer that led his team down the field, scoring on a 17 yard run with 11 seconds to play. The two-point conversion pass was incomplete sending the teams into the break with Barnesville leading 23-14.

The Trojans had the only score of the third quarter coming after Riddle had his second interception of the game to stop another Chatfield drive.

Rolter would get the big play as he busted off another long run of 43 yards that flipped field position. That was followed by Z. Bredman finding Inniger for touchdown number three from nine yards out. The two-point conversion run was stopped short making the score 29-14 as the fourth quarter was about to begin.

Chatfield answered with another Backer touchdown run from one yard out with 9:52 left to play. The

Gophers coach chose to kick the extra point, but the kick went wide keeping it a two score game at 29-20.

Barnesville needed a championship level drive that started with a great kickoff return from Larson. With great field position, Barnesville faced some adversity with Zach Bredman having to go out of the game with an injury.

Bolgreen then was called in to quarterback and made a drive saving play. With Barnesville facing a fourth and 11, the screen pass that was called was snuffed out by Chatfield. No worries though as Bolgreen was off to the races using the same hole that they play was supposed to go and gained 15 yards for a Trojan first down at the 16 yard line.

The Trojans would dig into some new plays in their offensive playbook to get the game clinching touchdown. The two biggest plays were a third down double reverse to Inniger who threw a pass to Wyatt Suter at the goal line. But instant replay called him down short of the endzone after the 12 yard pass.

On the next play, coach Phil Trowbridge dialed up an NFL special play this year as Rolter lined up in slot gun with trips right and a single wide left. Inniger went in motion, stopped behind the center and took the snap, bulldozing into the end zone for a rushing touchdown. The conversion run was stopped short making the score 35-20.

Chatfield would quickly move down the field and get to the 33 yard line, but the defense would come up with another huge play keeping the Gophers out of the endzone as Bolgreen made an outstanding interception at the two yard line.

The Trojans would end the game with the ball on offense as they ran out the clock in the victory formation to secure their first ever state football championship by the score of 35-20.

"It feels pretty awesome waking up knowing we are state champions," said an excited Coach Bryan Strand. "This group had set their minds to this game after losing to Chatfield in the semi-finals last year. They have worked 12 months to make sure this did not happen again. They are such a dedicated group."

"Zachary Bredman made such huge strides this year and really put the offense on his back, the past four weeks. Tate Inniger had the game of his life catching three touchdowns passes and rushing for another. He almost threw a touchdown as well, but that completion led to his rushing score. He was also honored as our Best Teammate at the end of the game. Tate went out on top which was great to see."

"We had 17 seniors and all played an important role on this team. They have been instrumental for this group to be where they are at now, state champions."

Coch. Strand continued, "Sam Backer is a special kid that is very talented. He put that team on his back this game and did a great job. They lost their best wide receiver in Cole Johnson early in the game. That limited them a little on offense."

"But the biggest difference in the game is that we took the ball away five times with four interceptions and a fumble. Cannon Bolgreen may have had the interception of the game in the endzone, while Ethan Larson had a great pick in the first half. Everybody did their jobs and played very good team defense. The offense did what they do, which is marching the ball down the field."

Inniger had three receptions for 45 yards and three scores, while completing his only pass attempt for 12 yards and his only rushing attempt for one yard and another touchdown. As stated, he also took home the Best Teammate Award.

Zach Bredman finished with 57 yards passing and three scores on four completions, while adding 53 yards rushing on nine attempts, with Rolter leading the team with 103 yards rushing on eight carries, while netting one reception for 12 yards.

Bolgreen finished the game with 37 yards rushing on eight carries with Larson adding 24 yards on three carries, while Andrew Pederson chipped in 13 yards on five carries. Gregg scored a touchdown on two carries netting six yards.

Defensively, Braeden Bredman led the team with seven tackles and a forced fumble, with Connor Lookes adding six tackles including two for loss. Jonny Robideau finished with six tackles, with Riddle netting five tackles and two interceptions.

Larson tallied four tackles and

an interception with Asher O'Brien, Peyton Amundson and Nick Robideau netting four tackles each, while Bolgreen tallied the other interception and Gray recovered the fumble to go along with a pair of tackles.

As a team, the Trojans tallied 304 yards of total offense with 235 yards rushing and 69 yards passing. They had 14 first downs, running 50 plays while only having two penalties.

Chatfield had 316 yards of total offense with 189 yards rushing and 127 passing with 16 first downs on 51 plays and three penalties.

Barnesville's defense forced five turnovers that the offense turned into 22 points, while not turning the ball over the entire game themselves.

"It is really hard to put into words what this means for myself, the kids and the community," said Strand. "This town supports this football team like no other. The kids work extremely hard for 12 months a year to get ready for the football season. We are at a point where year in and year out, the boys just go out there

and work hard every night and every day. It makes me very proud to be their coach."

The Trojans Jonny Robideau was selected to play in this year's All-Star game to be played Saturday, December 10 at 6 p.m. at US Bank Stadium.

Barnesville finished the season 13-0 and are the 2022 Class AA State Champions of Minnesota!!!

Box Score					
	1	2	3	4	F
Bville	7	16	6	6	35
Chatfield	0	14	0	6	20

Qtr 1
B-Gregg 2-yard run (Maneval Kick)

Qtr 2
C-Schott 36-yard pass from Backer (Carrier Run)
B-Inniger 8-yard pass from Z. Bredman (B. Bredman Run)
B-Inniger 28-yard pass from Z. Bredman (B. Bredman Run)
C-Backer 17-yard rush (Pass

Failed)
Qtr 3
B-Inniger 9-yard pass from Z. Bredman (Run Failed)

Qtr 4
C-Backer 1-yard run (Kick Failed)
B-Inniger 1-yard run (Run Failed)

Individual Statistics					
Rushing:					
C	Backer	28-182	Schott	5-7	
E	B. Bredman	5-1	Roller		
8-103	Larson	3-24	Z. Bredman		
9-53	Pederson	5-13	Gregg	2-6	
Bolgreen	8-37	Inniger	1-1	Looks	1-1

Passing:
C Backer 7-15-4=111, Carrier 1-2-0=16
E Z. Bredman 4-5-0= 57, Inniger 1-1-0=12

Receiving:
C Johnson 3-31, O'Connor 2-31, Schott 1-36, Schild 1-25, Hopp 1-4
B Inniger 3-25, Rolter 1-12, Suter 1-12



Head Coach Bryan Strand takes advantage of a timeout during the Minnesota Class AA finals by discussing strategy with the Trojan defense. The Trojans went on to beat the defending 2021 Class AA champions the Chatfield Gophers.





Barnesville, turnovers end Chatfield's dream of back-to-back state football titles (Rochester Post Bulletin)

No. 1-ranked Chatfield turned the ball over five times and lost 35-20 to Barnesville in the Class AA Prep Bowl



Chatfield's Luke Carrier (6) tries to run the ball in for a 2-point conversion during the state Class AA football championship game against Barnesville on Friday, Dec. 2, 2022, at U.S. Bank Stadium in Minneapolis. Traci Westcott / Post Bulletin

By Pat Ruff

December 02, 2022 06:49 PM

MINNEAPOLIS — That was not the way that Chatfield superstar quarterback/runner Sam Backer wanted to end his extraordinary high school football career.

The 190-pound senior and fourth-year starter wanted to play a leading role in bringing his team its second straight Class AA state championship.

Instead, he and his No. 1-ranked Gophers endured a painful and turnover-plagued 35-20 loss in the Prep Bowl to No. 3 Barnesville on Friday afternoon at U.S. Bank Stadium.



Barnesville defeated Chatfield 35-20 in the State Class AA Football Championship game on Friday, Dec. 2, 2022, at U.S. Bank Stadium in Minneapolis.
December 02, 2022 04:14 PM · **By Traci Westcott**

It marked Chatfield's first loss in 26 games as the Gophers were riding the second longest winning streak in the state. It also marked the first state football title ever for Barnesville. The Trojans ended their season a perfect 13-0, while Chatfield finished 12-1.

"Those were the two best teams meeting in the final, that is for sure," Chatfield coach Jeff Johnson said. "You have to give Barnesville a lot of credit. They earned it tonight. They had some kids make some big plays for them. But those turnovers were unfamiliar for us and they killed us. We just had too many of them, and we really hadn't done that all year."

Backer is the second most prolific rusher ever in Minnesota with his 7,379 career yards. He was prolific again Friday, finishing with 182 yards rushing and two touchdowns.

But it was not all of those yards that he says he will remember most. At least not when it comes to this championship game. Instead, his recollection will be of the four interceptions he threw and the fumble he lost against a Barnesville team that was the most ballhawking club he'd run into all season.

Backer, accustomed to throwing occasional long passes and having his guys end up with them, was met with the opposite result against Barnesville.

Each of Barnesville's four interceptions — two by 6-foot-4 safety Owen Riddle — came on long, jump ball-variety throws. The Trojans were waiting for them with double coverage and the kind of athletes to go get them.

That made all the difference.

"Give (Barnesville) credit for what they did, but I also put this on myself," Backer said. "We had a game plan and we thought those long pass plays would work. Obviously, they didn't. Barnesville has some good athletes in their secondary, especially (Riddle). They made some really big plays when they needed them."

Barnesville, coached by Bryan Strand, son of former Southland High School iconic coach Dick Strand, has been a regular participant in the state football tournament the

last bunch of years. That included last season, when it met Chatfield in the semifinals, built a two-score lead and lost anyway.

That loss had been gnawing at Barnesville ever since.

"I thought we should have won the state tournament the last four years," said Trojans star lineman Jonathan Robideau, a fifth-year starter. "All year we've been saying, 'Let's get back at Chatfield.' They took the game from us last year. So we said, 'Let's take it back.'"

They did it with all of that ball-hawking defense especially, led by Riddle.

"We've told him 100-plus times, not to let anyone get behind you," Strand said. "And today, he played the ball so well."

Barnesville scored first, then fell behind 8-7 when Backer completed a 36-yard touchdown pass to an open Kailan Schott down the right sideline. Chatfield followed that by making good on a two-point conversion.

One possession later, though, came Chatfield's second turnover of the game.

And this time, Barnesville made the Gophers pay, which would become a trend. It traveled 34 yards for an eventual touchdown.

Then came a Backer interception on a long throw with Barnesville following it up with another score, this one a 13-yard TD toss from Zach Bredman to tight end Tate Inniger, part of a four-touchdown day for him.

Chatfield scored again before halftime, Backer sprinting in from 25 yards out. But the Gophers never would again reclaim the lead.

Chatfield lost the game. Still, when it was over, the Gophers players and coaches were not at a loss.

They'd done way too many great things the last two years for that. They'd left a lasting legacy, and they knew it.

"I think we helped build a culture here," Chatfield senior lineman Isaac Stevens said. "And it's been awesome to see how that has affected our entire community."

As for Backer, who will take his considerable football act to Minnesota State University, Mankato next year, he was keeping his head held high.

"We'll always wish that we'd had a win in this last game, but I'm not going to pout about it for the rest of my life," he said. "I am happy with what we did. That was a great team that I played with. And I'm thankful to the 20 linemen and tight ends and receivers who've helped me here. Those are great teammates and they know how much I think of them."

Fourth time's the charm: Barnesville beats Chatfield, wins first state title in fourth Prep Bowl appearance

Four touchdowns from Tate Inniger and four interceptions by the Barnesville defense propelled the Trojans to a perfect season and a state championship on Friday at U.S. Bank Stadium.



Barnesville celebrates their defeat of Chatfield for the Minnesota Class AA football championship game Friday, Dec. 2, 2022, in the U.S. Bank Stadium, Minneapolis. Michael Vosburg/The Forum

By [Todd Rose](#)

December 02, 2022 03:57 PM

MINNEAPOLIS — An offense anchored by four touchdowns from Tate Inniger and a defense that recorded five total turnovers propelled the Barnesville Trojans to their first state football title Friday afternoon in the Prep Bowl at U.S. Bank Stadium in Minneapolis.

Gannon Bolgrean's interception with 3:29 left in the game sealed the game and the Trojans ran the clock down from there to win 35-20 and carry off the Class AA trophy.



Barnesville's Gannon Bolgrean intercepts a pass intended for Chatfield's Drew Schindler during their Minnesota Class AA football championship game Friday, Dec. 2, 2022, in the U.S. Bank Stadium, Minneapolis. Michael Vosburg/The Forum

The state championship is the first for the Trojans in their fourth appearance in the title game.

No matter how many championships may lie in the future for the school, the 2022 Barnesville Trojans will always have the claim to being the first.

"Just to say that you finally did it, that you're the best, on this day we were the best in our class (is huge)," said Trojans head coach Bryan Strand. "I think it's huge for this town and huge for these kids. ... No matter what goes on, you were part of that. Whatever your role was, you're part of history for that town. These guys will remember this forever. It's pretty cool."

Dawson Gregg scored the first Trojans' touchdown, powering his way in from 2 yards out with 2:41 left in the first quarter

The remaining four came courtesy of Tate Inniger. He caught three scoring passes from Zach Bredman — one shy of tying the Prep Bowl record of four — then went under center as he was in motion to run one in up the middle.

On the play before to his rushing touchdown, Inniger almost had a passing touchdown, as well. Inniger and Wyatt Suter connected on the play with Suter ending up in the end zone. However, reviews showed Suter down at about the 1-yard line.



Barnesville's Tate Inniger makes a two point conversion against Chatfield during their Minnesota Class AA football championship game Friday, Dec. 2, 2022, in the U.S. Bank Stadium, Minneapolis. Michael Vosburg/The Forum

At the end of the day, Inniger — who was named the Barnesville teammate of the year — was more concerned with the final score and winning than his individual stats.

"What matters is the final score," Inniger said. "The team really, we've just put in so much time. The stats and numbers are there and that's cool and all but the only thing that matters is when the time runs out in the fourth quarter is that we're ahead. That's all I could really ask for. I wouldn't put myself ahead of the team by any means."



Barnesville's John Roller is pulled down by Chatfield's Eli Hopp during their Minnesota Class AA football championship game Friday, Dec. 2, 2022, in the U.S. Bank Stadium, Minneapolis. Michael Vosburg/The Forum

John Roller broke away for two 40-plus yard runs and led the Trojans run game with 103 yards on eight carries. The team had 304 total yards, with 235 rushing yards and 69 through the air.

On defense, the Trojans recorded four interceptions and a fumble recovery and turned those turnovers into 22 points.

Owen Riddle had two interceptions, one in the second quarter that he returned 49 yards and one in the third quarter that he returned 22 yards. Ethan Larson had pick in the first quarter and Bolgrean had the game-sealer in the fourth.

Bolgrean also finished the game as the Trojans' quarterback, replacing Zach Bredman, who left the game with an apparent shoulder injury.

Braeden Bredman converted a pair of 2-point conversions and forced the fumble that was recovered by a host of Barnesville players. He also led the team with seven total tackles while Connor Loeks and Jonny Robideau each were in on six stops.

Robideau was the only player on the Barnesville team to have the experience of playing in a Prep Bowl championship game. He was a starter on the Trojan offensive line as an eighth-grader.



Barnesville's Jonny Robideau tackles Chatfield's Sam Backer during their Minnesota Class AA football championship game Friday, Dec. 2, 2022, in the U.S. Bank Stadium, Minneapolis. Michael Vosburg/The Forum

From that eighth-grade season to now, Robideau always felt a state title was a possibility.

"These past five years, my life has just revolved around football," Robideau said. "That first year, it was the first year Barnesville had been to a state championship in a while and it was like, this can be done. It's possible. I watched a great group of seniors lead us to that game and it was a close game. ... Every year after that it's just been 'it's there, we have to go take it' and we got it."

In the postgame press conference, Chatfield coach Jeff Johnson credited the Trojans for their performance.

"Overall, the two best teams played in the finals. That's for sure," Johnson said. "Barnesville, I have to give them a lot of credit. They have a very good football team. It's probably the best team they've had in school history and they deserve the championship. They earned it tonight."



Chatfield's Thane Schild is tripped up by Barnesville's Asher O'Brien during their Minnesota Class AA football championship game Friday, Dec. 2, 2022, in the U.S. Bank Stadium, Minneapolis. Michael Vosburg/The Forum

Sam Backer led the Gophers with 182 rushing yards and two touchdowns. He also threw a touchdown pass to Kailan Schott.

In addition to being Barnesville's first state championship, the game served as revenge for the Trojan's semifinal loss to Chatfield last season.

As part of the team's final preparations, arrangements were made for them to have a video call with 1980 Team USA Hockey Captain Mike Eruzione from the 'Miracle on Ice' team upon arrival in Minneapolis.

“On the way here, I made (our players) watch ‘Miracle’ without telling them why,” Strand said. “He had some very good points. He said ‘enjoy the moment, enjoy the things that are in front of you. It’s the last time you’ll be a part of this team,’ and it’s true.

“These guys have put in so much time, they just deserve it. I am so proud of them.”



Barnesville's Gannon Bolgrean is tripped up by Chatfield's Eli Hopp during their Minnesota Class AA football championship game Friday, Dec. 2, 2022, in the U.S. Bank Stadium, Minneapolis. Michael Vosburg/The Forum



Barnesville's Wyatt Suter pulls in a pass against Chatfield during their Minnesota Class AA football championship game Friday, Dec. 2, 2022, in the U.S. Bank Stadium, Minneapolis. Michael Vosburg/The Forum



Barnesville's Connor Loeks trips up Chatfield's Sam Backer during their Minnesota Class AA football championship game Friday, Dec. 2, 2022, in the U.S. Bank Stadium, Minneapolis. Michael Vosburg/The Forum



Barnesville's Ethan Larson fights for another yard against Chatfield during their Minnesota Class AA football championship game Friday, Dec. 2, 2022, in the U.S. Bank Stadium, Minneapolis. Michael Vosburg/The Forum



Barnesville fans cheer a play against Chatfield during their Minnesota Class AA football championship game Friday, Dec. 2, 2022, in the U.S. Bank Stadium, Minneapolis. Michael Vosburg/The Forum



Barnesville's Andrew Pederson leaps with joy as the clock runs out during the Minnesota Class AA football championship game against Chatfield Friday, Dec. 2, 2022, in the U.S. Bank Stadium, Minneapolis. Michael Vosburg/The Forum



Barnesville's Tate Inniger makes a touchdown against Chatfield during their Minnesota Class AA football championship game Friday, Dec. 2, 2022, in the U.S. Bank Stadium, Minneapolis. Michael Vosburg/The Forum



Barnesville's Owen Riddle runs back an interception against Chatfield during their Minnesota Class AA football championship game Friday, Dec. 2, 2022, in the U.S. Bank Stadium, Minneapolis. Michael Vosburg/The Forum



Chatfield's Sam Backer is tripped up by Barnesville's Braeden Bredman during their Minnesota Class AA football championship game Friday, Dec. 2, 2022, in the U.S. Bank Stadium, Minneapolis. Michael Vosburg/The Forum



Barnesville's Braeden Bredman finds a hole to score against Chatfield during their Minnesota Class AA football championship game Friday, Dec. 2, 2022, in the U.S. Bank Stadium, Minneapolis. Michael Vosburg/The Forum



Barnesville's Zachary Bredman is chased by Chatfield's Eli Hopp during their Minnesota Class AA football championship game Friday, Dec. 2, 2022, in the U.S. Bank Stadium, Minneapolis. Michael Vosburg/The Forum

Offensive Stats vs Chatfield State Finals							GAME STATS		
RUSHING	Attempts	Yards	Average per rush	fumbles	Touchdowns		Points	Opponent	
Braeden Bradman	5	4	0.8				Red Downs	14	16
John Roller	8	103	12.9				Rushing	10	10
Ethan Larson	3	24	8.0				Passing	3	8
Zachary Bradman	9	56	6.2				Penalty	1	0
Andrew Pederson	5	13	2.6				Rushing Yards	245	162
Connor Loeks	1	1					Passing Yards	89	127
Dawson Gregg	2	6	3.0		1		Total Offense	314	316
Owen Riddle							Turnovers	0	5
Tate Inniger	1	1			1		Penalties		
Gannon Bolgrean	8	37	4.6				Number	2	5
Ayden Hauck							Yards penalized	10	24
Asher O'Brien									
Hunter Billie									
Aaron Baker									
Major Ness									
Brodie Gray									
Jack Bradman									
Nate Huesman									
Cameron Halverson									
Connor Klemm									
Ellas Cox									
Colin Momey									
Austin Pender									
Avery Schroeder									
David Spillum									
Noah Stanford									
Total yards	42	245	5.8	0	2				
Scoring	Touchdown	2pt Conv.	Xtra-pt	Field Goal	Safety	Total Points			
Braeden Bradman		2				4			
Ethan Larson						0			
Zachary Bradman						0			
Tate Inniger	4					24			
Isaac Maneval			1			1			
John Roller						0			
Andrew Pederson						0			
Defense						0			
Gannon Bolgrean						0			
Ayden Hauck						0			
Nate Huesman						0			
Owen Riddle						0			
Jonny Robideau						0			
Carlos Esteban						0			
Dawson Gregg	1					6			
Avery Schroeder						0			
Hunter Billie						0			
Aaron Baker						0			
Nick Robideau						0			
Noah Stanford						0			
PASSING	Attempts	Completions	Yards	Average Per Pass	Touchdowns	Interceptions	Passing %		
Zachary Bradman	5	4	57	14.3	3		80.0%		
Owen Riddle									
Tate Inniger	1	1	12	12.0					
Gannon Bolgrean									
RECEIVING	Receptions	Yards	Avg. Per Catch	Touchdowns					
John Roller	1	12	12.0						
Andrew Pederson									
Braeden Bradman									
Tate Inniger	3	45	15.0	3					
Isaac Maneval									
Wyatt Suter	1	12	12.0						
Dawson Gregg									
Ethan Larson									
KICKING	Type of Kick	Attempts	Yards	Avg. Per Kick	Xtr PT/FG	Attempts	Made	ATT	Made
Isaac Maneval	KO	6	263	43.8	Isaac Mantefal				
Isaac Maneval	Punt	4	117	29.3	Carlos Esteban				
Carlos Esteban	KO				Andrew Pederson				
Tim Wells	KO								
RETURNS	Punt Returns Yardage	KO Returns Yardage	# Punt Returns	# KO Returns	Total Return Yards	Touchdowns			
Ethan Larson									
Braeden Bradman		38		3					
Gannon Bolgrean									
Dawson Gregg									

Defensive Stats vs. Chatfield - State Final												
	Name	solo Tackles +3	Assisted Tackles +1	Tackle for loss +2	Tipped pass +1	Fumble caused +4	Fumble recovery +3	Int +5	Sack +4	Blocked Kick +5	Tackle on Kick +3	Total Points
2	Dawson Gregg		1								1	4
3	Aaron Baker											0
4	Zach Bredman											0
5	Austin Pender											0
6	Gannon Bolgrean		1					1				6
7	Hunter Blilie											0
8	Ayden Hauck	1									1	6
9	Owen Riddle	2	3					2				19
12	Noah Stanford											0
14	Brodee Gray	1	2				1					8
15	Nathaniel Huseman											0
20	Braeden Bredman	5	2			1						21
21	John Roller											0
22	Major Ness											0
23	Jack Maesse		2									2
25	Asher O'Brien	4										12
27	Jack Bredman											0
28	Colin Morey											0
30	Andrew Pederson	1									1	6
31	Brendon Mason											0
32	David Spillum											0
33	Avery Schroeder											0
34	Peyton Amundson	1	3									6
35	Isaac Dodge											0
40	Connor Loeks	3	3	1								14
42	Carter Swenson											0
43	Cameron Halverson	1										3
44	Tucker Brown											0
45	Ethan Larson	3	1					1				15
49	Alex Dorton											0
50	Levi Eickenbrock		1									1
51	Jaxon Ernst											0
52	Kash Tuel											0
53	Austin Bolgrean		2									2
54	Jonny Robideau	2	4									10
55	Nick Robideau	1	3									6
56	Spencer Schumacher		1								1	4
58	Tyler Drees											0
59	Ethan Hoppe											0
60	Evan Thune											0
61	Michael Atteberry											0
63	Christian Lien	1									1	6
64	Jameson Haycraft											0
65	Justin Krueger		1									1
66	Brennan Steele											0
68	Aiden Kent											0
70	Jordan Kroll											0
73	Tim Wells											0
74	Riley Christiansen											0
78	Atticus Olson											0
79	Terrance Olgeirson-Gehrig											0
80	Tate Inniger											0
81	Jay Tschumperlin											0
82	Brendon Thorkildson											0
83	Isaiah Zajac											0
84	Logan Yeske		3									3
85	Brenden Randleklev											0
87	Wyatt Suter											0
89	Isaac Maneval											0

Quarterfinals

Semifinals

Championship



AA Playoffs Start to Finish

Game 1: Jackson County Central (Jackson, MN) 62 Windom (MN) 28
Game 2: Redwood Valley (Redwood Falls, MN) 40 Lake Crystal-Wellcome Memorial (Lake Crystal, MN) 6
Game 3: Minnesota Valley Lutheran (New Ulm, MN) 40 Sibley East (Arlington, MN) 8
Game 4: Pipestone (MN) 30 St. James (MN) 0
Game 5: North (Minneapolis, MN) has a bye
Game 6: Howard Lake-Waverly-Winsted (Howard Lake, MN) 42 Rush City (MN) 2
Game 7: Central (Norwood-Young America, MN) 35 Concordia Academy (Roseville, MN) 24
Game 8: St. Agnes (St. Paul, MN) 35 Maple Lake/Holy Spirit Academy (Maple Lake, MN) 0
Game 9: Moose Lake/Willow River (Moose Lake, MN) has a bye
Game 10: Hinckley-Finlayson (Hinckley, MN) 27 Mesabi East (Aurora, MN) 15
Game 11: International Falls (MN) has a bye
Game 12: Crosby-Ironton (Crosby, MN) has a bye
Game 13: Barnesville (MN) has a bye
Game 14: Frazee (MN) 28 Hawley (MN) 22
Game 15: Crookston (MN) 43 Warroad (MN) 8
Game 16: Pelican Rapids (MN) has a bye
Game 17: Chatfield (MN) has a bye
Game 18: Goodhue (MN) 27 Dover-Eyota (Eyota, MN) 7
Game 19: St. Charles (MN) 19 Triton (Dodge Center, MN) 14
Game 20: Caledonia (MN) 47 Lewiston-Altura (Lewiston, MN) 0
Game 21: St. Clair/Loyola (St. Clair, MN) 49 Waterville-Elysian-Morristown (Waterville, MN) 0
Game 22: Blooming Prairie (MN) 20 Medford (MN) 14
Game 23: Maple River (Mapleton, MN) 55 New Richland-Hartland-Ellendale-Geneva (New Richland, MN) 8
Game 24: Blue Earth (MN) 62 Le Sueur-Henderson (Le Sueur, MN) 35
Game 25: Eden Valley-Watkins (Eden Valley, MN) has a bye
Game 26: Paynesville (MN) 40 Holdingford (MN) 22
Game 27: Kimball (MN) 40 Atwater-Cosmos-Grove City (Grove City, MN) 0
Game 28: Royalton (MN) has a bye
Game 29: Osakis (MN) has a bye
Game 30: West Central Area/Ashby (Barrett, MN) 22 Pillager (MN) 14
Game 31: Wadena-Deer Creek (Wadena, MN) 53 Staples-Motley (Staples, MN) 12
Game 32: Sauk Centre (MN) has a bye

Game 33: Jackson County Central (Jackson, MN) 34 Redwood Valley (Redwood Falls, MN) 7
Game 34: Pipestone (MN) 21 Minnesota Valley Lutheran (New Ulm, MN) 18
Game 35: Howard Lake-Waverly-Winsted (Howard Lake, MN) 21 North (Minneapolis, MN) 20
Game 36: Central (Norwood-Young America, MN) 36 St. Agnes (St. Paul, MN) 0
Game 37: Moose Lake/Willow River (Moose Lake, MN) 47 Hinckley-Finlayson (Hinckley, MN) 8
Game 38: Crosby-Ironton (Crosby, MN) 36 International Falls (MN) 0
Game 39: Barnesville (MN) 57 Frazee (MN) 0
Game 40: Crookston (MN) 27 Pelican Rapids (MN) 12
Game 41: Chatfield (MN) 51 Goodhue (MN) 14
Game 42: Caledonia (MN) 40 St. Charles (MN) 13
Game 43: St. Clair/Loyola (St. Clair, MN) 42 Blooming Prairie (MN) 14
Game 44: Blue Earth (MN) 38 Maple River (Mapleton, MN) 6
Game 45: Eden Valley-Watkins (Eden Valley, MN) 44 Paynesville (MN) 8
Game 46: Royalton (MN) 22 Kimball (MN) 0
Game 47: Osakis (MN) 28 West Central Area/Ashby (Barrett, MN) 19
Game 48: Sauk Centre (MN) 47 Wadena-Deer Creek (Wadena, MN) 13

Game 49: Jackson County Central (Jackson, MN) 31 Pipestone (MN) 14
Game 50: Howard Lake-Waverly-Winsted (Howard Lake, MN) 29 Central (Norwood-Young America, MN) 13
Game 51: Moose Lake/Willow River (Moose Lake, MN) 25 Crosby-Ironton (Crosby, MN) 0
Game 52: Barnesville (MN) 56 Crookston (MN) 3
Game 53: Chatfield (MN) 10 Caledonia (MN) 8
Game 54: Blue Earth (MN) 44 St. Clair/Loyola (St. Clair, MN) 20
Game 55: Eden Valley-Watkins (Eden Valley, MN) 26 Royalton (MN) 20
Game 56: Sauk Centre (MN) 27 Osakis (MN) 6

Quarterfinals

Game 57: Jackson County Central (Jackson, MN) 27 Howard Lake-Waverly-Winsted (Howard Lake, MN) 0
Game 58: Barnesville (MN) 21 Moose Lake/Willow River (Moose Lake, MN) 0
Game 59: Chatfield (MN) 35 Blue Earth (MN) 6
Game 60: Eden Valley-Watkins (Eden Valley, MN) 14 Sauk Centre (MN) 7

Semifinals

Game 61: Barnesville (MN) 41 Jackson County Central (Jackson, MN) 12
Game 62: Chatfield (MN) 27 Eden Valley-Watkins (Eden Valley, MN) 12

Finals

Game 63: Barnesville (MN) 35 Chatfield (MN) 20

	Name	Defensive Stats Season Stats										
		solo Tackles +3	Assisted Tackles +1	Tackle for loss +2	Tipped pass +1	Fumble caused +4	Fumble recovery +3	Int +5	Sack +4	Blocked Kick +5	Tackle on Kick +3	Total Points
2	Dawson Gregg	8	12	3	0	0	0	0	0	0	9	68
3	Aaron Baker	14	10	3	5	1	0	1	0	0	1	75
4	Zach Bredman	0	0	0	0	0	0	0	0	0	0	0
5	Austin Pender	5	3	0	0	1	1	0	0	0	3	34
6	Gannon Bolgreen	13	8	0	0	0	0	4	0	0	1	70
7	Hunter Blille	3	6	0	0	0	0	0	0	0	3	24
8	Ayden Hauck	6	5	0	0	0	0	0	0	0	9	50
9	Owen Fiddle	13	18	2	7	0	0	4	0	0	3	97
12	Noah Stanford	0	1	0	0	0	0	0	0	0	0	1
14	Brodee Gray	15	14	1	2	0	1	0	0	0	0	66
15	Nathaniel Huseman	1	0	0	0	0	0	0	0	0	1	6
20	Braeden Bredman	31	21	2	10	2	1	2	0	0	4	161
21	John Roller	1	0	0	0	0	0	0	0	0	1	6
22	Major Ness	3	2	1	0	0	0	0	0	0	1	16
23	Jack Maesse	6	9	4	1	1	0	0	3	0	4	64
25	Asher O'Brien	14	13	3	2	0	0	1	0	0	4	80
27	Jack Bredman	1	0	0	1	0	0	0	0	0	0	4
28	Colin Morey	6	5	0	0	0	0	0	0	0	3	32
30	Andrew Pederson	3	2	0	0	0	0	1	0	1	1	24
31	Brendon Mason	0	0	0	0	0	0	0	0	0	0	0
32	David Spillum	0	0	0	0	0	0	0	0	0	0	0
33	Avery Schroeder	2	3	0	0	0	0	1	0	0	4	26
34	Peyton Amundson	27	38	13	0	1	2	0	4	1	8	194
35	Isaac Dodge	0	0	0	0	0	0	0	0	0	0	0
40	Connor Loeks	34	35	7	3	0	0	1	1	0	3	172
42	Carter Swenson	0	2	0	0	0	0	1	0	0	0	7
43	Cameron Halverson	3	5	0	0	0	0	0	0	0	2	20
44	Tucker Brown	0	2	0	0	0	0	0	0	0	0	2
45	Ethan Larson	18	28	1	0	0	0	2	0	1	5	114
49	Alex Dorton	1	0	0	0	0	0	0	0	0	0	3
50	Levi Eickenbrock	8	10	1	0	0	0	0	0.5	0	2	44
51	Jaxon Ernst	1	1	0	0	0	0	0	1	0	0	6
52	Kash Tuel	1	1	1	0	0	0	0	0	0	0	6
53	Austin Bolgreen	10	26	5	0	2	0	0	0.5	0	0	76
54	Jonny Robideau	25	43	8	1	1	1	0	0	0	3	147
55	Nick Robideau	15	18	1	2	0	2	0	1	0	6	96
56	Spencer Schumacher	0	2	0	0	0	0	0	0	0	1	5
58	Tyler Drees	0	0	0	0	0	0	0	0	0	0	0
59	Ethan Hoppe	0	4	1	0	0	0	0	1	0	1	13
60	Evan Thune	0	1	0	0	0	0	0	0	0	1	4
61	Michael Atteberry	0	0	0	0	0	0	0	0	0	0	0
63	Christian Lien	2	4	2	0	0	1	0	1	0	1	24
64	Jameson Haycraft	0	1	0	0	0	0	0	0	0	0	1
65	Justin Krueger	11	24	3	0	0	0	0	1	0	0	67
66	Brennan Steele	3	7	4	0	0	1	0	3.5	0	1	44
68	Alden Kent	0	0	0	0	0	0	0	0	0	0	0
70	Jordan Kroll	3	10	3	0	0	0	0	0.5	1	0	32
73	Tim Wells	4	6	3	0	0	0	0	0.5	0	0	26
74	Riley Christiansen	0	0	0	0	0	0	0	0	0	0	0
76	Atticus Olson	0	0	0	0	0	0	0	0	0	0	0
79	Terrance Olgeirson-Gehrig	0	0	0	0	0	0	0	0	0	0	0
80	Tate Inniger	2	5	1	0	0	0	0	0.5	0	0	15
81	Jay Tschumperlin	0	0	0	0	0	0	0	0	0	0	0
82	Brendon Thorkildson	0	0	0	0	0	0	0	0	0	0	0
83	Isaiah Zajac	0	0	0	0	0	0	0	0	0	0	0
84	Logan Yeske	10	25	4	0	3	2	0	0	0	0	61
85	Brenden Randklev	0	0	0	0	0	0	0	0	0	0	0
87	Wyatt Suter	3	3	2	0	0	0	0	1	1	0	25
89	Isaac Maneval	0	1	0	0	0	0	0	0	0	1	4
11	Elias Cox	0	0	0	0	0	0	0	0	0	0	0
29	Brock Grabow	0	0	0	0	0	0	0	0	0	0	0
57	Cody Mostue	0	0	0	0	0	0	0	0	0	0	0
62	Landon Harlog	0	0	0	0	0	0	0	0	0	0	0
67	Dawson Leabo	0	0	0	0	0	0	0	0	0	0	0
71	Jackson Meyer	0	0	0	0	0	0	0	0	0	0	0
72	Alex Fronning	0	0	0	0	0	0	0	0	0	0	0
77	Carson Smith	0	0	0	0	0	0	0	0	0	0	0
81	Jack Martin	0	0	0	0	0	0	0	0	0	0	0
		326	435	77	34	12	12	18	20	5	85	2135

Offensive Stats vs Season									
RUSHING	Attempts	Yards	Average per rush	fumbles	Touchdowns		GAME STATS	Trojans	Caproni
Braeden Bredman	72	573	8.0	1	9		First Downs	185	104
John Roller	99	1053	10.6	1	13		Rushing	180	47
Ethan Larson	46	352	7.7	1	3		Passing	18	46
Zachary Bredman	88	411	4.7	3	5		Penalty	7	11
Andrew Pederson	62	469	7.9	2	8		Rushing Yards	3973	9/32
Connor Loeks	13	93	7.2	0	0		Passing Yards	709	995
Dawson Gregg	35	188	5.3	0	2		Total Offense	4682	1898
Owen Riddle	12	71	5.9	0	0		Turnovers	12	29
Tate Inniger	3	5	1.7	0	3		Penalties	0	0
Gannon Bolgrean	47	460	9.8	1	5		Number	56	54
Ayden Hauck	11	49	4.5	0	2		Yards penalized	460	369
Asher O'Brien	1	-1	-1.0	0	0				
Hunter Billie	6	24	4.0	0	1				
Aaron Baker	3	15	5.0	0	1				
Major Ness	4	34	8.5	0	0				
Brodee Gray	7	30	4.3	0	0				
Jack Bredman	3	18	6.0	0	0				
Nate Huesman	3	7	2.3	0	0				
Cameron Halverson	4	37	9.3	1	0				
Connor Klemm	1	3	3.0	0	0				
Elias Cox	1	4	4.0	0	0				
Coffin Morey	6	24	4.0	0	0				
Austin Pender	3	21	7.0	0	0				
Avery Schroeder	4	15	3.8	0	1				
David Spillum	1	0	0.0	0	0				
Noah Stanford	1	10	10.0	0	1				
Total yards	550	3958	7.5	10	54				
Scoring	Touchdown	2pt Conv.	Xtra-pt	Field Goal	Safety	Total Points			
Braeden Bredman	15	6	0	0	0	102			
Ethan Larson	4	1	0	0	0	26			
Zachary Bredman	5	1	0	0	0	32			
Tate Inniger	7	1	0	0	0	44			
Isaac Maneval	1	0	40	0	0	48			
John Roller	15	1	0	0	0	92			
Andrew Pederson	11	0	1	0	0	67			
Defense	0	0	0	0	1	2			
Gannon Bolgrean	7	1	0	0	0	44			
Ayden Hauck	2	1	0	0	0	14			
Nate Huesman	0	1	0	0	0	2			
Owen Riddle	0	2	0	0	0	4			
Jonny Robideau	1	1	0	0	0	8			
Carlos Esteban	0	0	2	0	0	2			
Dawson Gregg	5	1	0	0	0	32			
Avery Schroeder	1	0	0	0	0	6			
Hunter Billie	1	1	0	0	0	8			
Aaron Baker	1	0	0	0	0	6			
Nick Robideau	1	0	0	0	0	6			
Noah Stanford	1	0	0	0	0	6			
PASSING	Attempts	Completions	Yards	Average Per Pass	Touchdowns	Interceptions	Passing %		
Zachary Bredman	46	32	617	19.3	14	1	69.6%		
Owen Riddle	3	0	0		0	1	0.0%		
Tate Inniger	3	3	49	16.3	1	0	100.0%		
Gannon Bolgrean	2	1	43	43.0	1	1	50.0%		
RECEIVING	Receptions	Yards	Avg. Per Catch	Touchdowns					
John Roller	5	84	16.8	1					
Andrew Pederson	4	50	12.5	2					
Braeden Bredman	7	173	24.7	4					
Tate Inniger	8	94	11.8	5					
Isaac Maneval	2	20	10.0	1					
Wyatt Suter	6	108	18.0	0					
Dawson Gregg	3	125	41.7	3				XTR Point	FG
			0						
KICKING	Type of Kick	Attempts	Yards	Avg. Per Kick	Xtr PT/FG	Attempts	Made	ATT	Made
Isaac Maneval	KO	83	3577	43.1	Isaac Maneval	45	39	2	0
Isaac Maneval	Punt	21	694	33.0	Carlos Esteban	5	2	0	0
Carlos Esteban	KO	8	222	37.0	Andrew Pederson	1	1	0	0
Tim Wells	KO	1	41	41.0					
RETURNS	Punt Returns Yardage	KO Returns Yardage	# Punt Returns	# KO Returns	Total Return Yards	Touchdowns			
Ethan Larson	0	151	0	6	131	1			
Braeden Bredman	112	236	6	12	293	1			
Gannon Bolgrean	9	82	1	2	81	1			
Dawson Gregg	5	12	1	1	17	0			

Rosters Announced for Minnesota High School Football All-Star Game

By Craig Olson, 11/14/22, 12:00PM CST

Share

The Minnesota Football Coaches Association (MFCA) and the Minnesota Vikings have announced the 12 coaches and 88 players who will participate in the 2022 Minnesota High School Football All-Star Game (49th Annual MFCA All-Star Football Game). The 49th Annual All-Star Game will showcase outstanding senior players from the 2022 Minnesota high school football season.

The Minnesota High School Football All-Star Game is sponsored by the Minnesota Vikings and the Minnesota Football Coaches Association (MFCA) and is presented by Andersen.

The 49th annual All-Star Football Game will be on Saturday December 10, with the kick-off at 6:00 PM. The All-Star Game will be played for the sixth time at U.S. Bank Stadium, the home of the Minnesota Vikings. The 2022 All-Star Game will also be the 60th overall in Minnesota high school football history, dating back to 1945.

Players and coaches representing 85 schools and 37 Sub-Districts will participate in this year's game. They were selected by members of the Minnesota Football Coaches Association.

For the 12th consecutive year, the game will feature the North All-Stars vs the South All-Stars. In the December 2021 All-Star Game, the South All-Stars defeated the North All-Stars 12-7. It was the fifth straight win for the South All-Stars.

The South All-Stars lead the current North-South series 9-2. The South also leads the overall North-South series 17-10-1 through 28 games.

Area athletes selected for the North All-Star team included **Anthony Sykora** (OLB, WCA/Ashby), **Victor Sosa** (DL, DGF), **Jonny Robideau** (OL, Barnesville), **Ethan Carrier** (DB, Detroit Lakes), **Cullen Kratochvil** (LB, Pequot Lakes), **Ethan Boll** (RB, Crookston), **Austin Schultz** (OL, Moorhead), **Jamison Reed** (WR, BBE), **Jacob Lopau** (OL, ROCORI) and **Andrew Harren** (WR, Sauk Rapids-Rice). **Matt Radniecki** of New York Mills will serve as an assistant coach.

2022 NORTH ALL-STARS ROSTER (Purple)

#	Name	School/City	Position	Class
1	Sam Musungu	Andover	WR	5A
2	Cordell Wilson	Robbinsdale Armstrong	DB	5A
4	Tolu Oyekunle	White Bear Lake	OLB	6A
5	Tanner Albeck	Maple Grove	LB	6A
6	AuVon Sager	Minneapolis North	DL	2A
7	Corey Bohmert	Mahtomedi	RB	5A
8	Philip Conant	St. Francis	OLB	5A
9	Jacob Kilzer	Maple Grove	QB	6A
10	Cullen Kratochvil	Pequot Lakes	LB	3A
11	Anthony Sykora	West Central Area/Ashby	OLB	2A
12	Max Shikenjanski	Stillwater	QB	6A
13	Reese Sheldon	Cloquet	WR	4A
14	Westin Hoyt	Forest Lake	DB	6A
15	Sawyer Seidl	Hill-Murray	RB	4A
16	Ethan Carrier	Detroit Lakes	DB	4A
21	Caden Spence	Zimmerman	DB	4A
22	Andrew Harren	Sauk Rapids-Rice	WR	5A
23	Tate Link	Dassel-Cokato	LB	3A
24	Isaac Rudningen	Kerkhoven-Murdock-Sunburg	OLB	1A
28	Nolan Witt	Esko	RB	3A
30	Cade Osterman	Elk River	DB	5A
33	Owen Glenn	Grand Rapids	DB	4A
38	Ethan Boll	Crookston	RB	2A
47	Reese Littlefield	Centennial	LB	6A
48	Charlie Gleason	Stillwater	DL	6A
49	Grant Chandler	Grand Rapids	PK	4A
50	Allen Pearson	Tartan	OL, OC	5A
51	Chase Ullom	Wayzata	LB	6A
52	Victor Sosa	Dilworth-Glyndon-Felton	DL	3A
54	Jonny Robideau	Barnesville	OL	2A

58	John Barrow	Robbinsdale Cooper	DL	5A
65	Caleb Zejdlik	East Grand Forks	OL, OC	3A
69	Carter Walker	Buffalo	OL	5A
70	Austin Schultz	Moorhead	OL	5A
71	Jacob Lopau	Rocori	OL	4A
73	Grant Chapman	Anoka	OL	6A
75	Tre Mack	Irondale	DL	5A
76	Magnus Wright	Champlin Park	OL	6A
77	Jerome Williams	Osseo	OL	6A
79	Kade Gassler	Kimball Area	OL	2A
83	Jensen Wallin	Monticello	FB	5A
85	Bryce Hawthorne	Osseo	TE	6A
87	Jamison Reed	Belgrade-Brooten-Elrosa	WR	1A
99	Jackson Psyck	Royalton	DL	2A

Head Coach: Matt Lombardi, Maple Grove (Metro-Gold-North, 6A)

Assistant Coaches:

Charles Adams	Minneapolis North	2A
Bill Kinnunen	Grand Rapids	4A (Butch Nash Award 2015)
Jamie Morford	Royalton	2A
Matt Radniecki	New York Mills	1A
Paul Tinjum	Ada-Borup-West	1A

2022 SOUTH ALL-STARS ROSTER (White)

#	Name	School/City	Position	Class
1	Love Adebayo	St. Thomas Academy	RB	5A
2	Kellen Johnson	Pipestone Area	QB	2A
3	Charles Gilbert III	Academy of Holy Angels	WR	4A
4	Garrison Monroe	Shakopee	DB	6A
5	Alex Elliott	Hutchinson	OLB	4A
6	Stefano Giovannelli	St. Louis Park	WR	5A
7	Noah Strickfaden	Norwood-Young America	QB	2A
8	Jonah Vierstraete	Marshall	DB	4A
9	Kayode Amusan	Woodbury	OLB	6A
10	Jadon Hellerud	Shakopee	RB	6A
11	Drew Henson	Owatonna	PK	5A
12	Bryce Corson	Fillmore Central	WR	1A
14	Braden Mohr	Farmington	DL	6A
15	Ryder Patterson	Lakeville South	DB	6A
16	David Maakestad	Fairmont	DB	3A
20	Tyson Cooreman	Randolph	TE	1A
21	Sam Backer	Chatfield	RB	2A
22	Marques Monroe	Bloomington Kennedy	DB	5A
23	Adam Poncelet	Goodhue	WR	2A
24	Ty Neils	Mankato West	LB	5A
25	Devin Jordan	Eden Prairie	DB	6A
26	Kaiden Peters	Plainview-Elgin-Millville	DB	3A
28	Caleb Vancura	Jackson County Central	LB	2A
32	Gavin Nelson	Simley	LB	4A
34	Hayden Bills	Rosemount	DL	6A
35	Kade Gilbertson	Rosemount	LB	6A
38	Christian Rodriguez	Waseca	RB	3A
40	Tanner Scheevel	Lester Prairie	OLB	1A
44	Rudy Lozoya	Rochester Mayo	DL	5A
52	Trenton Fontaine-Wendinger	Mankato West	DL	5A

58	Owen McCloud	Lakeville South	LB	6A
66	Ryan Retzer	Belle Plaine	OL, OC	3A
69	Noah Gullickson	Renville County West	OL	9M
72	Peyton Byrne	Stewartville	OL	4A
73	Kaleb Rector	Chaska	OL	5A
74	Sam Dioszeghy	Mound Westonka	OL	4A
75	Jack Liwinski	Minnetonka	OL, OC	6A
76	Reese Tripp	Kasson-Mantorville	OL	4A
77	Greg Johnson	Prior Lake	OL	6A
80	Jaylin Reese	East Ridge	OLB	6A
83	Jermell Taylor	Eden Prairie	TE	6A
87	Martin Owusu	Prior Lake	DL	6A
88	Ashton Lloyd	Blue Earth Area	DL	2A
92	Keenan Wilson	Eagan	DL	6A

Head Coach: **Dan O'Brien, St. Thomas Academy (Suburban-Maroon, 5A)**

Assistant Coaches:

Aaron Ferrier	Redwood Valley	2A (Butch Nash Award 2018)
Derek Flann	B O L D	1A
Darin Raasch	Zumbrota-Mazeppa	3A
Charlie Reed	Woodbury	6A (Butch Nash Award 2010)
Dana Strain	Hastings	5A

BARNESVILLE FOOTBALL RECORD BOOK 1950-CURRENT

**ALWAYS LOOKING FOR NEW STATS TO ADD, SO
ALWAYS A WORK IN PROGRESS

Career Defense

Name	solo Tackles +3	Assisted Tackles +1	Tackle for loss +2	Tipped pass +1	Fumble caused +4	Fumble recovery +3	Int +5	Sack +4	Blocked Kick +5	Tackle on Kick +3	Total Points
Hunter Zenzen	123	196	72	4	3	3	1	17	0	37	909
Austin Martz	122	152	19	15	6	5	11	1	5	36	802
Jonny Robideau	108	218	45	2	3	5	1	8	0	14	740
Jacob Grosz	92	144	40	5	10	4	2	5.5	1	16	642
Preston Snobl	84	147	25	5	5	4	6	2	7	25	634
Cody Cox	86	204	27	1	2	1	0	9	0	10	594
Joey Mark	78	134	27	0	8	3	0	7.5	0	25	565
Brady Kroll	66	108	36	0	2	4	0	7.5	0	26	506
Brady Martz	86	115	6	20	0	4	12	1	0	8	505
Ethan Ishaug	69	171	16	8	3	1	1	3	1	3	494
Kieran Johnson	52	127	46	2	3	3	1	16	1	3	482
Michael Strand	60	92	16	10	2	2	10	1	0	31	475
Josh Harris	71	60	30	1	6	1	1	11	2	18	474
Kaden Zenzen	54	97	27	2	1	4		19.5	0	13	448
Jace Nosal	54	82	17	1	2	0	3	4	1	33	422
Stuart Brandt	71	65	9	13	0	3	3	0.5	0	27	420
Braeden Bredman	73	67	7	15	4	4	5	0	0	15	413
Zach Hochhalter	67	85	25	3	5	2	0	4	2	8	412
Adam Rice	66	60	9	4	3	1	5	2	0	24	400
Brady Tweeton	57	62	13	12	0	1	9	1	0	18	380
Hunter Anderson	58	87	20	2	2	2	1	2.5	0	15	377
Adam Tonsfeldt	42	68	6	17	0	3	17	0	0	17	377
Tanner John	45	67	24	3	1	4	0	13	1	11	358
Brooks Martinson	61	78	12	4	2	4	1	1	1	6	341
Corey Praska	37	114	21	2	2	3	0	3.5	0	6	339
Willie Anderson	45	77	13	0	3	3	0	3	2	18	335
Connor Loeks	52	67	10	4	1	2	1	1	0	14	308
Leland Volrath	39	96	9	2	1	3	1	3	0	15	308
Bradey Berg	25	138	23	0	0	1		6	0	4	298
Andy Janssen	33	86	23	4	3	4	0	5	0	1	282
Joey Roste	34	98	8	6	2	2	2	2	0	6	277
Mac Tschakert	38	40	13	0	0	0	0	7.5	0	20	270
Jordan Rice	21	71	14	0	1	2	0	6.5	0	22	264
Rylee Anderson	30	62	6	1	0	0	2	0	0	27	256
Ben Randklev	28	94	14	1	3	1	1	2	0	7	256
Noah Krause	30	54	10	3	1	2	7	1	0	9	243
Dana Berg	31	58	14	0	2	0		2	2	12	241
John Hagen	37	39	12	11	1	0	5	1	0	3	227
Kyler Martz	40	53	2	9	0	2	5	0	0	2	224
Connor John	30	86	8	0	0	0	2	0	0	7	223
Alec Wheelright	30	37	22	2	0	3	0	4	2	5	223
Jared Nelson	25	85	8	0	0	3	0	5	0	4	217
Chase Brenner	43	26	4	5	0	2	5	0	0	6	217

		Season Defensive Points										Total Points
		Solo Tackles +3	Assisted Tackles +1	Tackle for loss +2	Tippe d pass +1	Fumbl e caused +4	Fumble recover y +3	In 1 + 5	Sack +4	Blocke d Kick +5	Tackle on Kick +3	
Hunter Zenzen	2019	44	56	28	0	3	0	1	6	0	13	324
Hunter Zenzen	2018	42	62	26	3	0	2	0	8	0	11	314
Austin Martz	2010	35	67	4	2	1	1	4	0	1	17	265
Jacob Grosz	2009	43	43	19	1	6	0	2	2	0	3	262
Preston Snobl	2018	37	62	11	1	1	2	4	1	2	6	258
Jonny Robideau	2021	40	74	15	0	2	1	1	1	0	4	256
Kaden Zenzen	2021	21	58	22	2	1	3	0	14.5	0	2	244
Brooks Martinson	2018	44	50	10	1	1	4	1	1	0	5	243
Brady Martz	2017	46	38	4	4	0	1	2	1	0	6	223
Jace Nosal	2012	34	37	6	0	2	0	1	2	1	15	222
Cody Cox	2006	31	86	5	0	1	0	0	2	0	3	210
Brady Kroll	2019	31	49	17	0	1	0	0	3.5	0	9	221
Jacob Grosz	2008	33	37	16	4	2	0	0	2.5	1	3	204
Joey Mark*	2020	28	42	5	0	3	1	0	3	0	13	202
Cody Cox	2007	23	70	14	1	0	1	0	4	0	5	202
Mac Tschakert	2011	30	21	12	0	0	0	0	7.5	0	12	201
Jace Nosal	2013	19	45	11	1	0	0	2	2	0	18	197
Preston Snobl	2017	29	46	11	1	0	1	1	1	2	6	196
Peyton Amundson	2022	27	38	13	0	1	2	0	4	1	6	194
Kieran Johnson	2016	18	60	15	1	1	2	1	7	0	2	194
Hunter Anderson	2019	27	43	10		1	2	1	1.5		9	192
Braeden Bredman	2021	33	33	4	5	1	3	3	0	0	5	188
Andrew Janssen	2010	22	54	16	2	2	2	0	4	0	1	187
Jordan Rice	2008	20	44	12	0	1	1	0	4.5	0	11	186
Josh Harris	2010	24	23	14	0	3	1	0	4.5	0	10	186
Joey Mark	2018	26	45	8	0	0	3	0	2	0	10	186
Tanner John	2009	24	27	9	1	1	2	0	7	1	8	185
Austin Martz	2012	27	32	5	5	3	4	1	0	2	6	185
Hunter Andeson	2018	31	44	10	2	1	0	0	1	0	6	185
Kieran Johnson	2015	23	41	23	1	0	1	0	6	0	0	184
Jonny Robideau*	2020	23	44	13	0	0	1	0	5	0	7	183
Joey Roste	2016	22	60	5	4	2	1	2	1	0	6	183
Cody Cox	2005	32	48	8	0	1	0	0	3	0	2	182
Corey Praska	2008	26	42	13	1	0	0	0	2.5	0	8	181
Preston Snobl	2016	18	39	3	3	4	1	1	0	3	13	180
Stuart Brandt	2010	26	35	4	3	1	1	1	0	0	13	175
Connor Loeks	2022	34	35	7	3	0	0	1	1	0	3	172
Adam Rice	2010	29	27	6	2	3	0	1	2	0	6	171
Ethan Ishaug	2014	24	71	7	1	0	1	0	1	0	2	171
Michael Strand	2013	16	46	3	3	0	0	6	1	0	11	170
Austin Martz	2011	35	17	2	3	1	0	4	0	1	4	170
Hunter Zenzen	2017	27	45	8	1	0	1	0	2	0	5	169
Joey Mark	2019	23	42	14	0	2	2	0	2.5	0	2	169
Zach Hochhalter	2010	28	36	12	3	1	0	0	0	2	2	167
Tanner John	2010	20	36	14	2	0	2	0	6	0	3	165
Ethan Ishaug	2013	19	48	6	2	0	0	0	2	1	10	162
Austin Martz	2009	24	31	8	4	1	0	1	1	1	7	162
Connor John	2016	22	62	6	0	0	0	2	0	0	4	162
Braeden Bredman	2022	31	21	2	10	2	1	2	0	0	4	161
Jared Nelson	2006	17	69	5	0	0	1	0	4	0	4	161
Adam Tonsfeldt	2019	18	37	5	2	0	1	7	0	0	6	159
Justin Lee	2007	20	53	7	2	0	1	0	0	0	8	156
Jacob Grosz	2007	15	59	5	0	2	3	0	1	0	7	156
Ben Randklev	2013	13	67	11	1	2	1	1	2	0	1	156
Brady Martz	2016	24	35	1	13	0	1	6	0	0	0	155
Jonny Kletsch	2017	27	38	9	4	0	2	0	1	0	0	151
Zach Hochhalter	2009	21	27	10	0	3	1	0	4	0	3	150
* 2020 7 game season												0

Career Defensive Stats

Solo Tackles Career		Assisted Tackles Career		Total Tackles Career	
Hunter Zenzen	123	Chad Holland	253	Jonny Robideau	326
Austin Martz	122	Jonny Robideau	218	Hunter Zenzen	319
Jonny Robideau	108	Cody Cox*	204	Cody Cox*	290
Jacob Grosz	92	Hunter Zenzen	196	Chad Holland	281
Cody Cox	86	Ethan Ishaug	171	Austin Martz	274
Brady Martz	86	Austin Martz	152	Jacob Grosz	241
Preston Snobl	84	Preston Snobl	147	Caused Fumbles	
Joey Mark	78	Jacob Grosz	144	Jacob Grosz	10
Josh Harris	71	Bradey Berg	138	Joey Mark	8
Stuart Brandt	71	Joey Mark	134	Austin Martz	6
Ethan Ishaug	69	Kieran Johnson	127	Josh Harris	6
Zach Hochhalter	67	Brady Martz	115	Zach Hochhalter	5
Adam Rice	66	Corey Praska*	114	Preston Snobl	5
Brady Kroll	66	Randy Barla	114		
Michael Strand	60				
Tackle For Loss (20)		Tipped Passes		Fumble Recovery	
Hunter Zenzen	72	Brady Martz	20	Austin Martz	5
Kieran Johnson	46	Cameron Heng	18	Jacob Kletsch	4
Jonny Robideau	45	Adam Tonsfeldt	17	Jacob Grosz	4
Jacob Grosz	40	Braeden Bredman	15	Tanner John	4
Brady Kroll	36	Austin Martz	15	Andy Janssen	4
Josh Harris	30	Stuart Brandt	13	Brady Martz	4
Cody Cox	27	Owen Riddle	11	Preston Snobl	4
Kaden Zenzen	27	John Hagen	11	Brady Kroll	4
Joey Mark	27	Michael Strand	10	Kaden Zenzen	4
Zach Hochhalter	25			Braeden Bredman	4
Preston Snobl	25				
Tanner John	24				
Interceptions		Sacks		Blocked Kicks	
Adam Tonsfeldt	17	Kaden Zenzen	19.5	Preston Snobl	8
Brady Martz	12	Hunter Zenzen	17	Austin Martz	5
Austin Martz	11	Kieran Johnson	16	Trevor Nelson	3
Michael Strand	10	Tanner John	13	Josh Harris	2
Brady Tweeton	9	Josh Harris	11	Aaron Schindler*	2
Owen Riddle	8	Cody Cox	9	Zach Hochhalter	2
Brian Scheffler*	8	Kyle Johnson	8	Alec Wheelright	2
Noah Krause	7	Jonny Robideau	8	Willie Anderson	2
Preston Snobl	6	Mac Tschakert	7.5	Garrett Anderson	2
		Joey Mark	7.5	Dana Berg	2
				Tate Elliott	2
Tackle On Kicks		Defensive Points 2005 - current			
Hunter Zenzen	37	Hunter Zenzen	909		
Austin Martz	36	Austin Martz	802		
Jace Nosal	33	Jonny Robideau	740		
Michael Strand	31	Jacob Grosz	642		
Stuart Brandt	27	Preston Snobl	639		
Rylee Anderson	27	Cody Cox	594		
Brady Kroll	26	Joey Mark	565		
Joey Mark	25	Brady Kroll	506		
Preston Snobl	25	Brady Martz	505		
		Ethan Ishaug	494		
		Kieran Johnson	482		
		Michael Strand	475		
*Agassiz Valley Coop but Barnesville athlete		Josh Harris	474		
		Kaden Zenzen	448		

Individual Game Records Defense

Interceptions in a game			Interception Returns			
Mark Kragness	1986 vs Frazee	4	Michael Strand	vs Hawley 2013	92	TD
Brady Martz	2016 vs UNC	3	Greg Bang	1968 vs Battle Lake	70	TD
Adam Tonsfeldt	2019 vs Warroad	3	Tony Harris*	1994 vs Mahnomen	68	
Most Total Tackles in a Game			Sacks in a Game			
Chad Holland	1980 vs Frazee	26	Aaron Schindler *	2006 vs DGF	4	
Ed Kava	1980 vs Frazee	25	Mac Tschakert	2011 vs Pelican Rapids	3.5	
Bill Ferris	1980 vs Frazee	22	Kieran Johnson	2014 vs Staples	3	
Chad Holland	1980 vs Perham	21	Rusty Renecker	2006 vs Perham	3	
Cody Cox*	2006 vs Roseau	20				
Jacob Grosz	2009 vs Minneota	18				
Cody Cox	2007 vs Blackduck	18	Tackles for Loss in a Game			
Cody Cox*	2006 vs Pelican Rapids	18	Aaron Schindler*	2006 vs DGF	7	
Matt Ness *	1991 vs Frazee	17	Cody Cox*	2005 vs Walker	6	
Chad Harrison*	1991 vs Pelican Rapids	17	Jacob Grosz	2009 vs Minneota	5	
Jonny Robideau	2020 vs Pillager	17	Hunter Zenzen	2019 vs Breckenridge	5	
Cody Cox*	2006 vs DGF	16				
Joey Mark	2020 vs Pillager	16				
Michael Strand	2013 vs Hawley	15				
Cody Cox*	2006 vs Perham	15				
Aaron Schindler *	2006 vs DGF	15				
Most Solo Tackles in a Game			Most Assisted Tackles in a Game			
Matt Ness*	1991 vs Frazee	12	Ed Kava	1980 vs Frazee	24	
Jacob Grosz	2009 vs Minneota	10	Chad Holland	1980 vs Frazee	21	
Brady Martz	2017 vs Crookston	10	Bill Ferris	1980 vs Frazee	21	
Cody Cox*	2006 vs DGF	7	Bill Ferris	1980 vs Perham	18	
Josh Harris	2011 vs Warroad	7	Chad Holland	1980 vs Perham	17	
Brady Tweeton	2015 vs Crookston	7	Cody Cox*	2006 vs Pelican Rapids	15	
Zach Hochhalter	2008 vs LOW	7	Jared Nelson*	2006 vs Pelican Rapids	15	
Hunter Zenzen	2019 vs Roseau	7	Cody Cox*	2006 vs Roseau	14	
Connor Loeks	2022 vs MLWR	7	Michael Strand	2013 vs Hawley	13	
Fumble Recovery for TD - Longest			Cody Cox*	2007 vs Blackduck	13	
Jeff Halverson	vs Perham 1978	70	Seth Martinson	2013 vs Hawley	12	
			Jimmy Kletsch	2014 vs Frazee	12	
			Jace Nosal	2013 vs LPGE	12	
Blocked Kicks in a Game			Cody Cox*	2006 vs Frazee	12	
Aaron Schindler *	2006 vs DGF	2	Joey Mark	2020 vs Pillager	12	
Preston Snobl	2017 vs Roseau	2				

SEASON DEFENSIVE LEADERS

Solo Tackles Season		Assisted Tackles Season		Caused Fumbles		Total Tackles in a Season	
Brady Martz, 2017	46	Randy Barta 1975	114	Jacob Grosz 2009	6	Randy Barta 1975	156
Hunter Zenzen, 2019	44	Mike Ishaug 1974	108	Preston Snobl 2016	4	Jonny Robideau, 2021	114
Brooks Martinson, 2018	44	Cody Cox 2006	86	Isaac Goedtke 2011	4	Hunter Zenzen 2018	104
Jacob Grosz 2009	43	Chad Holland 1980	82	Austin Martz 2012	3	Austin Martz 2010	102
Hunter Zenzen 2018	42	Chad Holland 1982	77	Adam Rice 2010	3	Hunter Zenzen, 2019	100
Randy Barta 1975	42	Chad Holland 1981	76	Josh Harris 2009	3	Preston Snobl 2018	99
Jonny Robideau, 2021	40	Blayn Tonsfeldt 1982	76	Josh Harris 2010	3	Chad Holland 1981	98
Preston Snobl 2018	37	Jonny Robideau, 2021	74	Zach Hochhalter 2009	3	Chad Holland 1980	97
Austin Martz 2011	35	Ethan Ishaug 2014	71	Hunter Zenzen, 2019	3	Ethan Ishaug 2014	95
Austin Martz 2010	35	Cody Cox 2007	70	Logan Yeske 2022	3	Brooks Martinson	94
Jace Nosal 20112	34	Jared Nelson 2006	69	Team Take Aways		Blayn Tonsfeldt 1982	92
Connor Loeks 2022	34	Austin Martz 2010	67	2018	38	Brent Butenhoff 1982	88
Jacob Grosz 2008	33	Ben Randleklev 2013	67	2016	31	Jacob Grosz 2009	86
Braeden Bredman, 2021	33	Brent Butenhoff 1982	64	2013	30	Chad Holland 1982	86
Tackle For Loss Season		Hunter Zenzen, 2018	62	2022	19	Brady Martz, 2017	84
Hunter Zenzen, 2019	28			2010	29	Cody Cox 2007 *	84
Hunter Zenzen, 2018	26			2021	27	Connor John 2016	84
Kieran Johnson 2015	23			2019	26	Joey Roste 2016	82
Kaden Zenzen, 2021	22	Tipped Passes		2008	24		
Jacob Grosz 2009	19	Brady Martz 2016	13	2011	24		
Andrew Janssen 2010	16	Adam Tonsfeldt 2019	11	Fumble Recovery			
Jacob Grosz 2008	16	Cameron Heng 2021	11	Austin Martz 2012	4		
Jonny Robideau, 2021	15	Braeden Bredman 2022	10	Brooks Martinson	4		
Kieran Johnson 2016	15	Owen Riddle 2022	7	Ben Stout 2007	3		
Cody Cox 2007	14	John Hagen 2010	7	Corey Praska 2007	3		
Tanner John 2010	14	Jackson Wahl, 2017	7	Jacob Grosz 2007	3		
Garrett Anderson 2015	14	Mike Brandt 2007	6	Matt Bredman 2016	3		
Josh Harris 2010	14	Kyler Martz 2013	6	Hunter Zenzen, 2019	3		
Corey Praska 2008	13			Braeden Bredman, 2021	3		
Interceptions		Sacks		Blocked Kicks			
Adam Tonsfeldt, 2019	7	Kaden Zenzen, 2021	14.5	Preston Snobl 2016	3		
Adam Tonsfeldt, 2018	7	Hunter Zenzen, 2018	8	Trevor Nelson 2010	3		
Brady Martz 2016	6	Mac Tschakert 2011	7.5	Preston Snobl, 2017	3		
Michael Strand 2013	6	Kieran Johnson 2016	7	Aaron Schindler 2006	2		
Preston Snobl 2018	4	Tanner John 2009	7	Alec Wheelright 2013	2		
Brady Martz 2015	4	Tanner John 2010	6	Josh Harris 2011	2		
Austin Martz 2010	4	Kieran Johnson 2015	6	Austin Martz 2012	2		
Conner Paul 2010	4	Rusty Renecker 2006	6	Willie Anderson 2010	2		
Brady Tweeton 2016	4	Josh Harris 2009	6	Zach Hochhalter 2010	2		
Austin Martz 2011	4	Hunter Zenzen, 2019	6	Preston Snobl, 2018	2		
Owen Riddle, 2021& 2022	4						
Spencer Cook 2009	4						
Tackle On Kicks		Defensive Points		Team Most Interceptions			
Jace Nosal 2013	18	Hunter Zenzen, 2019	324	2018	22		
Austin Martz 2010	17	Hunter Zenzen 2018	314	2022	18		
Willie Anderson 2010	15	Austin Martz 2010	265	2016	18		
Jace Nosal 2012	15	Jacob Grosz 2009	262	2013	17		
Joey Mark, 2020	13	Jonny Robideau, 2021	256	2021	15		
Preston Snobl 2016	13	Preston Snobl 2018	253	2009	14		
Stuart Brandt 2010	13	Kaden Zenzen, 2021	244	2008	14		
Hunter Zenzen, 2019	13	Brooks Martinson 2018	243	2019	14		
Rylee Anderson 2012	13	Brady Martz, 2017	223	2010	13		
Mac Tschakert 2011	12	Jace Nosal 2012	222	2015	12		
Dominic Leu 2016	12	Brady Kroll, 2019	221	2012	11		
Josh Tweeton 2013	12	Cody Cox 2006	210	2017	11		
*Agassiz Valley Coop but Barnesville athlete		Jacob Grosz 2008	204				

CAREER OFFENSIVE INDIVIDUAL RECORDS

Rushing Total Yards Career (1000 min)		Rushing Average Career (80 carries min)				
Michael Strand	3423	Michael Strand	326-3423	10.5		
Brady Tweeton	3354	Brady Tweeton	329-3354	10.1	Rushing Attempts	
Adam Tonsfeldt	3219	Jacob Bashor	83-829	10	Tony Harris*	394
Tony Harris*	2473	Austin Martz	236-2313	9.8	Adam Tonsfeldt	332
Dean Halverson	2453	Adam Tonsfeldt	332-3219	9.7	Brady Tweeton	329
Zach Hochhalter	2361	Hunter Anderson	130-1217	9.7	Michael Strand	326
Austin Martz	2313	John Roller	171-1643	9.6	Zach Hochhalter	314
Adam Rice	2273	Aaron Schiefert	149-1396	9.37	Dean Halverson	308
Brady Martz	2046	Brady Martz	329-3354	8.9	Colby Braton	290
Cameron Heng	1934	Andrew Pederson	128-1129	8.8	Adam Rice	284
Colby Braton	1721	Nick Detloff	166-1434	8.6	Cameron Heng	279
John Roller	1643	Adam Rice	284 - 2273	8.0	Austin Martz	236
Nick Detloff	1434	Dean Halverson	308—2453	7.96	Brady Martz	230
Aaron Schiefert	1396	Stuart Brandt	123-946	7.69	Noah Krause	213
Noah Krause	1269	Connor John	149-1082	7.5		
Jacob Grosz	1254	Jacob Grosz	178-1254	7.0		
Cody Cox	1234	Cameron Heng	279-1934	6.93		
		Jackson Wahl	161-1104	6.9		
		Josh Tweeton	92-618	6.7		
Rushing Touchdowns		Total Points Scored		Total Offense (Rushing + Receiving)		
Michael Strand	60	Michael Strand	582	Michael Strand	4,052	
Brady Tweeton	55	Brady Tweeton	418	Brady Tweeton	3,937	
Adam Tonsfeldt	45	Adam Tonsfeldt	332	Adam Tonsfeldt	3,219	
Zach Hochhalter	35	Adam Rice	278	Adam Rice	2766	
Adam Rice	35	Austin Martz	264	Austin Martz	2742	
Austin Martz	30	Cameron Heng	244	Tony Harris*	2683	
Tony Harris*	27	Zach Hochhalter	232	Zach Hochhalter	2657	
Cameron Heng	25	Brady Martz	226	Dean Halverson	2543	
Colby Braton	24	Tony Harris*	206	Cameron Heng	2294	
Brady Martz	23	Colby Braton	182	Brady Martz	2246	
		John Hagen	177	Colby Braton	2086	
Passing Yard Career		Passing Touchdowns		Passing Percentage		
Matt Askegaard*	2792	Robbie Strand	37	Kyler Martz	63.9	
Robbie Strand	2277	Matt Askegaard*	31	Spencer Cook	55.3	
Kyler Martz	1979	Kyler Martz	25	Ethan Ishaug	54	
Ethan Ishaug	1807	Adam Tonsfeldt	23	Robbie Strand	53.8	
Spencer Cook	1607	Ethan Ishaug	20	Caleb Stetz	53.5	
Caleb Stetz	1346	Caleb Stetz	20	Jimmy Solum*	52.4	
		Noah Krause	17	Adam Tonsfeldt	52	
Most Interceptions thrown		Completed Passes		Attempted Passes		
Marty Gray*	21	Marty Gray*	145	Marty Gray*	317	
Zach Olson	15	Robbie Strand	119	Robbie Strand	221	
Mark Kragnes	14	Ethan Ishaug	114	Ethan Ishaug	211	
Spencer Cook	11	Kyler Martz	103	Spencer Cook	170	
Robbie Strand	8	Spencer Cook	94	Zach Olson	162	
Caleb Stetz	8	Matt Askegaard*	84	Kyler Martz	161	

Adam Tonsfeldt	7	Caleb Stetz	84				
Ethan Ishaug	7						
Most Receptions		Most Touchdowns Receiving		Most Yards Receiving			
Brady Tweeton	39	Kaden Zenzen	13	Kaden Zenzen	673		
Jesse Rostad*	36	Michael Strand	11	Michael Strand	629		
Jacob Grosz	33	Hunter Zenzen	10	Brady Tweeton	583		
Kaden Zenzen	32	Austin Martz	9	Adam Rice	493		
Michael Strand	28	Jesse Rostad*	8	Zach Buth	468		
Hunter Zenzen	28	Brady Tweeton	7	Hunter Zenzen	435		
Austin Martz	24	Preston Snobl	7	Austin Martz	429		
Zach Buth	23	Colby Braton	6	Jacob Grosz	427		
		Zach Buth	6				
		Braeden Bredman	6				
Best PAT Percentage		Most PAT's		Most Field Goals			
John Hagen	86.6	John Hagen	110	John Hagen	8		
Jared Affield	84.2	Isaac Maneval	53	Asgeir Hlodverson*	3		
Isaac Maneval	82.8	Alex Settelmeyer	45	Alex Settelmeyer	3		
Nolan Rick	76.7	Michael Strand	40	Jared Affield	2		
Alex Settelmeyer	76.2	Nolan Rick	33	Isaac Maneval	2		
Connor Morse	73.6	Jared Affield	32				
Firmian Elsholz	71.1	Asgeir Hlodverson*	28				
		Firmian Elsholz	27				
Punt Returns Most		Punt Returns for TD's		Punt Return Yards (5 returns minimum)			
Michael Strand	52	Michael Strand	9	Michael Strand	1258		
Chase Brenner	27	Adam Tonsfeldt	2	Chase Brenner	437		
Brady Tweeton	25			Adam Tonsfeldt	388		
Adam Tonsfeldt	21			Brady Tweeton	280		
				Bobby Anderson*	205		
Punting Average		Kickoff Return for TD's		Kickoff Return Average (5 Returns Minimum)			
Brady Carlsrud*	37.6	Josh Tweeton	3	Josh Tweeton (9/399)	44.3		
Jacob Grosz	37.2	Brady Martz	3	Tony Harris*	38.7		
Adam Rice	35.7	Austin Martz	2	Brady Martz (25/692)	27.7		
Preston Snobl	34.8	Adam Rice	2	Austin Martz (12/313)	26.1		
Michael Strand	34.5	John Hagen	2	Preston Snobl (17/429)	25.2		
		Preston Snobl	2	Cameron Heng (21/410)	19.5		
Most Kickoffs Attempted		Kickoff Average		Michael Strand (18/333)	18.9		
Connor Morse	180	Asgeir Hlodverson*	55.2	Braeden Bredman (22/402)	18.3		
Alex Settelmeyer	135	Alex Settelmeyer	47	Adam Rice (48/869)	18.1		
Isaac Maneval	109	Connor Morse	46.8				
John Hagen	93	Kaden Zenzen	45				
Firmian Elsholz	67	John Hagen	44.4				
Jared Affield	62	Isaac Maneval	43.2				
Kaden Zenzen	55	Nolan Rick	40.8				
		Firmian Elsholz	39.7				
*Agassiz Valley Coop but Barnesville athlete							

SEASON INDIVIDUAL OFFENSIVE RECORDS

Rushing Total Yards Season		Rushing Average Season (50 Carries Min)			Total Offense (Rush + Rec)	
Brady Tweeton 2016	1901	Michael Strand -2013	106-1701	16	Brady Tweeton 2016	2109
Michael Strand 2013	1701	Brady Tweeton 2016	167-1901	11.4	Michael Strand 2013	2007
Adam Tonsfeldt, 2019	1606	Adam Tonsfeldt, 2019	136-1606	11.8	Adam Tonsfeldt, 2019	1606
Nick Detloff, 2018	1284	Adam Rice 2011	71-772	10.9	Brady Martz, 2017	1429
Brady Martz, 2017	1278	John Roller, 2022	99-1053	10.6	Cameron Heng, 2021	1419
Jim Schindler 1961	1262	Jacob Bashor 2009	60-634	10.6	Matt Ness 1991*	1345
Matt Ness* 1991	1232	Brady Martz 2016	68-710	10.4	Michael Strand 2012	1317
Cameron Heng, 2021	1203	Austin Martz 2012	91-936	10.3	Nick Detloff, 2018	1293
Jay McEvers 1964	1186	Aaron Schiefert, 2019	65-672	10.3	Zach Hochhalter 2010	1188
John Roller, 2022	1053	Adam Tonsfeldt, 2020	81-809	10	Austin Martz 2012	1178
Michael Strand 2012	1040	Hunter Anderson, 2019	76-761	10.0	Touchdown Receptions	
Zach Hochhalter 2010	1039	Bryce Schmaltz	63-601	9.5	Kaden Zenzen, 2021	9
Perry Ferris 1978	1035	Stuart Brandt 2012	69-646	9.4	Jesse Rostad * 1996	8
Brady Tweeton, 2017	1008	Austin Martz 2010	67-627	9.4	Hunter Zenzen, 2019	7
Austin Martz 2012	936	Brady Tweeton, 2017	107-1008	9.4	Michael Strand 1996	6
Dean Halverson 1982	931	Alex Trowbridge	52-449	8.5	Tanner John 2010	6
Colby Braton 2011	872				Zach Buth 2009	5
Dean Halverson 1983	864				Colby Braton 2011	5
Tom Iverson 1975	820				Preston Snobl, 2018	5
Adam Tonsfeldt, 2020	809					
Rushing Touchdowns		Total Points Scored		Receptions in a Season		
Michael Strand 2013	31	Michael Strand 2013	272	Jesse Rostad* 1996	36	
Brady Tweeton 2016	28	Brady Tweeton 2016	208	Brian Raftevoid 1985	25	
Adam Tonsfeldt, 2019	26	Michael Strand 2012	198	Kyle Tweeton 1987	23	
Michael Strand , 2012	19	Adam Tonsfeldt, 2019	174	Jack Lien 2015	19	
Cameron Heng, 2021	14	Cameron Heng, 2021	134	Jacob Grosz 2009	19	
John Roller, 2022	13	Adam Rice 2011	118	Kaden Zenzen, 2021	18	
Zach Hochhalter 2010	13	John Hagen 2010	112	Brady Tweeton 2015	17	
Adam Rice 2011	12	Austin Martz 2012	110	Spencer Bernier 1976	17	
Perry Ferris 1978	12	Preston Snobl, 2018	107	Boone Mahar 2010	16	
		Braeden Bredman, 2022	102	Connor John 2010	16	
		Chase Brenner, 2018	100	Gary Smith 1975	16	
		Colby Braton 2011	98			
		Zach Hochhalter 2010	92			
		John Roller, 2022	92			
Passing Yards Season		Passing Touchdowns		Passing Percentage		
Matt Askegaard*1996	1328	Robbie Strand 2011	18	Zachary Bredman	32-46	69.6
Robbie Strand 2010	1148	Robbie Strand 2010	18	Kyler Martz 2013	56-87	64.4
Kyler Martz 2013	1028	Noah Krause, 2021	17	Kyler Martz 2012	46-73	63
Robbie Strand, 2011	1016	Kyler Martz 2013	15	Adam Tonsfeldt, 2020	16-27	59.3
Ethan Ishaug 2015	930	Zachary Bredman, 2022	14	Spencer Cook 2008	49-83	59
Kyler Martz 2012	914	Matt Askegaard*1996	14	Spencer Cook 2009	49-85	57.6
Spencer Cook 2009	909	Adam Tonsfeldt, 2019	13	Adam Tonsfeldt, 2019	28-49	57.1
		Ethan Ishaug 2014	13	Jimmy Solum* 1994		55.1
		Caleb Stetz, 2016	12	Robbie Strand 2011	53-97	54.6

Fewest Interceptions		Completed Passes		Attempted Passes	
Zachary Bredman	1	Matt Askegaard*1996	84	Matt Askegaard*1996	163
Caleb Stetz 2016	2	Ethan Ishaug 2015	65	Ethan Ishaug 2015	116
Ethan Ishaug 2014	2	Robbie Strand 2010	59	Robbie Strand 2010	114
Robbie Strand 2011	2	Kyler Martz 2013	56	Robbie Strand 2011	97
Zach Olson 2006	2	Robbie Strand 2011	53	Ethan Ishaug 2014	91
Kyler Martz 2013	3	Ethan Ishaug 2014	49	Kyler Martz 2013	87
Kyler Martz 2012	3	Spencer Cook 2009	49	Spencer Cook 2009	85
Spencer Cook 2009	3	Spencer Cook 2008	49	Spencer Cook 2008	85
Noah Krause, 2021	3				
Best PAT Percentage		Most PAT's		Most Field Goals	
Isaac Maneval 2022	86.7	John Hagen 2010	61	John Hagen 2010	5
Alex Settelmeyer 2014	86	John Hagen 2009	49	John Hagen 2009	3
Nolan Rick, 2020	84.6	Isaac Maneval 2022	39	Alex Settelmeyer 2014	3
Jared Affield 2015	84	Jared Affield 2015	32	Asgeir Hlodverson* 1995	2
Isaac Maneval	73.6	Asgeir Hlodverson* 1995	28	Jared Affield 2015	2
Nolan Rick, 2019	73.3	Firmian Elsholz, 2017	27	Isaac Maneval, 2021	2
		Alex Settelmeyer 2014	25		
Punt Returns Most		Punt Returns for TD's		Punt Return Yards (5 returns minimum)	
Michael Strand 2012	20	Michael Strand 2013	3	Michael Strand 2011	544
Michael Strand 2011	20	Michael Strand 2012	3	Michael Strand 2012	430
Chase Brenner, 2018	20	Michael Strand 2011	3	Adam Tonsfeldt, 2019	347
Brady Tweeton, 2015	19	Chris Schenk *1991	2	Chase Brenner, 2018	320
Adam Tonsfeldt, 2019	19	Adam Tonsfeldt, 2019	2	Michael Strand 2013	283
Punting Average		Kickoff Return for TD's		Kickoff Return Average (5 Returns Minimum)	
Jacob Grosz 2009	39.6	Tony Harris *1995	2	Tony Harris * 1995	40.3
Adam Rice 2010	37.7	Brady Martz, 2017	2	Brady Martz, 2017	35.9
Brady Carlsrud*1998	37.6	Preston Snobl, 2018	2	Preston Snobl, 2018	32.9
Most Kickoffs Attempted		Kickoff Average		Receiving Yards in a Season	
John Hagen	93	Asgeir Hlodverson*	55.2	Kaden Zenzen, 2021	418
Connor Morse, 2019	87	Connor Morse, 2019	48.3	Gary Smith 1975	354
Alex Settelmeyer 2013	86	Kaden Zenzen, 2021	45.5	Ethan Ishaug 2013	334
Isaac Maneval, 2022	83	Connor Morse, 2018	45	Boone Mahar, 2010	322
Connor Morse, 2018	73	John Hagen 2010	44.4	Michael Strand 2013	306
Firmian Elsholz, 2017	67	Isaac Maneval, 2022	43.1	Zach Buth 2009	305
Jacob Kletsch 2011	59	Jacob Kletsch, 2011	42.4		
Alex Settelmeyer 2012	50	Nolan Rick, 2020	40.8		

* Agassiz Valley Coop but Barnesville athlete

Individual Offensive Game Records

Rushing Game			Passing Game		
Brady Carlsrud *	vs Frazee 1998	288	Matt Askegaard *	vs DGF 1996	255
Adam Tonsfeldt	vs Morris 2020	248	Mark Kragness	vs Frazee 1986	241
Cameron Heng	vs Detroit Lakes, 2021	240	Mark Kragness	vs Perham 1986	231
Michael Strand	vs. OTC 2013	237	Kyler Martz	vs UNC 2012	228
Brady Tweeton	vs Hawley 2016	236	Ethan Ishaug	vs Warroad 2014	193
Brady Tweeton	vs Crookston 2017	230	Noah Krause	vs Hawley 2021	173
Brian Dilbeck	vs Perham 1986	225	Robbie Strand	vs UNC 2011	168
Brady Tweeton	vs Crookston 2016	218	Kyler Martz	vs UNC 2013	168
Adam Tonsfeldt	vs Hawley, 2019	217	Robbie Strand	vs Pine River-Backus 2010	161
Michael Strand	vs WCA 2013	212	Kyler Martz	vs Frazee 2013	160
Michael Strand	vs Frazee 2013	208	Robbie Strand	vs Browerville 2011	159
Adam Rice	vs Goodhue 2010	198	Caleb Stetz	vs Roseau, 2017	159
Michael Strand	vs Hawley 2012	197	Adam Tonsfeldt	vs Breckenridge 2020	156
Brady Martz	vs DGF 2017	195			
Brady Tweeton	vs Hawley, 2017	193			
Brady Tweeton	vs Breckenridge, 2017	192			
Michael Strand	vs Bagley 2012	191			
Rushing Touchdowns in a Game			Passing Touchdowns In a Game		
Michael Strand	vs WCA 2013	5	Robbie Strand	vs Browerville 2011	4
Michael Strand	vs Hawley 2012	4	Robbie Strand	vs Bagley 2010	4
Brady Tweeton	vs Crookston 2016	4	Kyler Martz	vs LPGE 2013	4
Brady Martz	vs Warroad 2016	4	Caleb Stetz	vs Roseau, 2017	4
Brady Tweeton	vs Breckenridge 2016	4	Kyler Martz	vs Frazee 2013	3
Michael Strand	vs UNC 2013	4	Kyler Martz	vs UNC 2012	3
Cameron Heng	vs Detroit Lakes, 2021	4	Caleb Stetz	vs Warroad 2016	3
			Tom Holter	vs Wheaton 1951	3
			Adam Tonsfeldt	vs Breckenridge 2020	3
			Noah Krause	vs Eden Valley Watkins 2021	3
			Zachary Bredman	vs Crookston (final) 2022	3
			Zachary Bredman	vs Chatfield, 2022	3
Receptions in a game			Passing Completions in a Game		
Jack Lien	vs DGF 2016	6	Jimmy Solum *	vs Perham 1994	16
Jacob Grosz	vs Pelican Rapids 2010	5	Kyler Martz	vs UNC 2013	11
Nick Randklev	vs Hawley 2014	4	Kyler Martz	vs LPGE 2013	10
Colby Braton	vs Warroad 2011	4	Caleb Stetz	vs UNC 2016	10
Boone Mahar	vs Browerville 2010	4	Ethan Ishaug	vs Hawley 2014	9
Boone Mahar	vs New Ulm Cathedral	4	Robbie Strand	vs Browerville 2010	9
			Robbie Strand	vs Pine River-Backus 2010	9
			Kyler Martz	vs UNC 2012	8
Receiving Yards in a game			Robbie Strand	vs Browerville 2011	8
Doug Carlsrud	vs Perham 1965	158	Robbie Strand	vs Pelican Rapids 2011	8
Adam Rice	vs Pelican Rapids 2011	130	Spencer Cook	vs Pine River Backus 2008	8
Jesse Rostad *	vs OTC 1996	129			
Isaac Goedtk	vs UNC 2012	128	Points Scored in a Game		
Braeden Bredman	vs Hawley 2021	116	Michael Strand	vs WCA 2013	42
Austin Martz	vs UNC 2012	113	Brady Tweeton	vs Breckenridge	36
Michael Strand	vs Frazee 2013	113			
Cameron Heng	vs Breckenridge 2020	99	Michael Strand	vs UNC 2013	32
Ethan Ishaug	vs LPGE 2013	93	Brady Tweeton	vs Crookston, 2017	32
Receiving Touchdowns in a game			Cameron Heng	vs Detroit Lakes, 2021	32
Don Anderson	vs Wheaton 1951	3	Michael Strand	vs LPGE 2013	31
Kaden Zenzen	vs Eden Valley Watkins, 2021	2	Brady Martz	vs Warroad 2016	30
Isaac Goedtk	vs UNC 2012	2			

[illegible]

Team Records Season

Scoring Average		Defensive Average		Most Points Scored	
2013	50	1951	3.5	2019	568
2012	47	1961	4.0	2013	550
2011	46.8	2022	5.2	2022	549
2009	44.6	2011	6.5	2009	536
2019	43.6	1950	6.6	2012	517
2020	43	2013	7.8	2016	485
2022	42.2	1981	8	2018	480
2016	40.4	1975	8.1	2011	464
2010	38.6	1977	8.55	2021	456
2021	38	1978	8.75		
		2009	8.8		
		2010	8.9		
Most Rushing Yards		Most Passing Yards/Receiving Yards		Total Offensive Yards	
2019	4407	1996*	1337	2019	5035
2018	4361	2010	1161	2016	4976
2016	4301	2009	1132	2018	4904
2022	3973	2012	1100	2010	4876
2010	3715	2011	1062	2022	4682
2021	3615	2013	1028	2012	4574
2012	3474			2021	4520
2013	3456			2013	4484
2017	3395			2011	4004
2009	3206			2009	4338
Most 1st Downs		Fewest 1st downs given up		2017	4066
2018	199	2011	67		
2016	198	2012	72	Lowest Opponent Rush per game avg.	
2010	188	2009	77	2022	69.4
2017	187	2013	77	2021	71.5
2022	183	2008	80	2011	74.4
2021	183			2020	75.8
2019	176			2018	99.3
2009	155			2009	101.3
				2013	111.3
				2012	113.8
				Lowest opponent offense per game	
				2011	126.7
				2009	140.6
				2022	146
				2013	149.5
				2019	173.3
				2018	192.7
				2021	198.5

*Agassiz Valley Coop but Barnesville athlete

Team Records Game

Most Total Yards In a Game			Most Yards Rushing In a Game		
2019	vs Warroad	605	2016	vs Frazee	560
2020	vs Morris	589	2012	vs USA	536
2016	vs Frazee	567	2020	vs Morris	525
2011	vs USA	551	2018	vs Frazee	484
2015	vs Warroad	549	2013	vs USA	484
2012	vs WDC	540	2011	vs USA	464
2013	vs USA	536	2010	vs Goodhue	460
2010	vs Goodhue	527			
2018	vs Frazee	523			
Most Yards Passing in a Game			Fewest Yards Given Up in a Game		
1996	vs DGF	255	1964	vs Glyndon	-26
1986	vs Frazee	241	2009	vs Walker	-21
1986	vs EGF	231	2009	vs PRB	21
2012	vs UNC	228	2013	vs WDC	27
1959	vs Perham	226	2011	vs USA	30
2014	vs Warroad	193	2015	vs Pelican Rapids	34
			2012	vs KMS	35
			1967	vs Hawley	40
			2022	vs Staples-Motley	50
Most Points Scored in a Game			Fewest First Downs Given up		
2018	vs Frazee	74	2018	vs Pelican Rapids	1
2009	vs Blackduck	74	2009	vs Blackduck	1
2013	vs WDC	70	2009	vs Walker	1
2011	vs UNC	69	2009	vs Pine River-Backus	2
2013	vs UNC	68	2012	vs LPGE	2
2019	vs Warroad	64	2013	vs WDC	2
2011	vs LPGE	63	2008	vs Blackduck	3
Fewest Opponents Yards Rushing in a Game			2008	vs Walker	3
1964	vs Glyndon	-26	2008	vs Walker	3
2009	vs Walker	-21	2005	vs Walker	3
2008	vs PRB	-20	2021	vs Crookston	3
2013	vs WDC	2			
2022	vs Crookston(final)	2			
2022	vs Crookston	3			
1967	vs Hawley	7			
2005	vs Walker	8			
2022	vs Pelican Rapids	15			
2021	vs Staples Motley	19			
2009	vs PRB	23			
1969	vs Elbow Lake	24			
2022	vs MLWR	28			
Team Interceptions in a Game			Most First Downs in Game		
2016	vs UNC	5	2016	vs Warroad	24
2022	vs Chatfield	4	2010	vs Browerville	23
2021	vs Pelican Rapids (section final)	4	2015	vs Warroad	23
2008	vs Blackduck	4	2021	vs Detroit Lakes	23
1972	vs Perham	4	2008	vs Walker	22
1971	vs Perham	4	2017	vs Crookston	22
2019	vs Warroad	4	2016	vs UNC	21
2013	vs NYM	3	2014	vs Crookston	21
2013	vs WCA	3	2018	vs Minneapolis North	21
2013	vs Warroad	3	2021	vs Hawley	21
2018	vs MLWR	3			
2018	vs Frazee	3			
Team Blocked Punts In a Game					
			1969	vs Glyndon Felton	4

BARNESVILLE HIGH SCHOOL FOOTBALL								
	Win	Loss	Ties	Coach				
2023								
2022	13	0		Bryan Strand	Midwest District Champs, Section 8AA champs, State AA Champions			
2021	9	3		Bryan Strand	Section 8AA Champs, state semi-finals			
2020	7	0		Bryan Strand	Midwest District Champs, Section 8AA Co Champs	*no state tourney offered		
2019	12	1		Bryan Strand	District Champs, Section 8AA champion, state semi finals AA			
2018	11	3		Bryan Strand	Section 8AA Champion, State AA Runner - up			
2017	10	2		Bryan Strand	Section 8AA Champion, State AA Tournament			
2016	11	1		Bryan Strand	district champs, section 8AA champs, state semi-finals AA			
2015	7	4		Bryan Strand	Section runner up 8AA			
2014	6	4		Bryan Strand				
2013	10	1		Bryan Strand	Conference Champs, Section 8AA runner ups			
2012	10	1		Bryan Strand	Conference Champs, Section 8AA Runner ups			
2011	9	1		Bryan Strand	Conference Champs			
2010	13	1		Bryan Strand	State Class A Runner Ups/Conf Champs Section 6A Champs			
2009	11	1		Bryan Strand	State Class A Participant/conference champs Section 6A Champs			
2008	7	3		Bryan Strand				
2007	7	3		Bryan Strand				
2006	2	7		Bryan Strand				
2005	1	8		Bryan Strand				
2004	0	9		Stacy Martz				
2003	4	5		Stacy Martz				
2002	3	6		Stacy Martz				
2001	1	8		Stacy Martz				
2000	2	7		Al Krueger	**1991-2008 Agassiz Valley Football Barnesville and Rothsay			
1999	3	6		Al Krueger				
1998	4	6		Al Krueger				
1997	4	5		Al Krueger				
1996	4	5		Craig Samuelson				
1995	6	4		Craig Samuelson				
1994	7	3		Craig Samuelson				
1993	7	4		Craig Samuelson				
1992	5	4		Craig Samuelson				
1991	7	3		Craig Samuelson				
1990	1	7		Todd Halverson				
1989	1	7		Todd Halverson				
1988	2	6		Larry Anderson				
1987	3	5		Larry Anderson				
1986	1	7		Larry Anderson				
1985	2	7		Larry Anderson				
1984	5	5		Larry Anderson				
1983	5	4		Larry Anderson				
1982	5	3		Larry Anderson				
1981	7	2		Larry Anderson				
1980	5	4		Larry Anderson	Conference Champs			
1979	5	4		Larry Anderson				
1978	11	1		Larry Anderson	State Class B Runner Ups/Conf Champs			
1977	5	4		Larry Anderson				
1976	8	2		Dennis Hale				
1975	7	3		Dennis Hale	Conference Champs			
1974	7	2		Dennis Hale	Conference Champs-tied			
1973	2	7		Dennis Hale				
1972	6	2	1	Gary Vorachek				
1971	4	4	1	Gary Vorachek				
1970	5	3	1	Gary Vorachek				
1969	2	6	1	Gary Vorachek				
1968	4	5		Gary Vorachek				
1967	2	7		Gary Vorachek				
1966	1	6	1	George Nelson				
1965	3	3	2	Don Kerlin				
1964	4	4		Don Kerlin				
1963	3	5		Don Kerlin				
1962	6	2		Don Kerlin	3 way tie for HOL title			
1961	8	0		Don Kerlin	HOL Champs			
1960	4	4		Don Kerlin				
1959	5	0	3	Don Kerlin				
1958	4	4		Don Kerlin				
1957	2	6		Don Kerlin				
1956	7	0	1	Bill Anderson	share of conference championship			
1955	3	4	1	Bill Anderson				
1954	1	7		Bill Anderson				
1953	2	6		Bill Anderson				
1952	3	2	2	Don Bredell				
1951	7	0	1	Don Bredell	HOL champs			
1950	5	2	1	Don Bredell				
1949	3	5		Don Bredell				
1948	1	6		Martin Soliah				
1947	2	5	1	Martin Soliah				
1946				Martin Soliah				
1945	0	5	1	Otto Beseman				
1944				Otto Beseman				
1943				Birger Johnson				
1942	1	5		Ted Meinhover				
1941	4	2	1	Fritz Grewing				
1940	3	2	2	Fritz Grewing				
1939	3	3	1	Leo Stenback				
1938				Leo Stenback				
1937				Leo Stenback				
1936	2	4	1	Schwartz				
1935	1	5	1	Solberg				
1934	1	5		Solberg				
1933	0	5		Hayden				
1932								
764	407	333	24		Total Games: Winning %	764	53.27%	

Head Coach	Years	Games Coached	Wins	Losses	Ties	Winning %
Bryan Strand	2005-	200	156	44		78.00%
Stacy Martz	2001-2004	36	8	28		22.22%
Al Krueger	1997-2000	37	13	24		35.14%
Craig Samuelson	1991-1996	59	36	23		61.02%
Todd Halverson	1989-1990	16	2	14		12.50%
Larry Anderson	1977-1988	108	56	52		51.85%
Dennis Hale	1973-1976	38	24	14		63.16%
Gary Vorachek	1967-1972	54	23	27	4	42.59%
George Nelson	1966	8	1	6	1	12.50%
Don Kerlin	1957-1965	72	39	28	5	54.17%
Bill Anderson	1953-1956	32	13	17	2	40.63%
Don Bredell	1949-1952	31	18	9	4	58.06%
Martin Soliah	1947-1948	15	3	11	1	20.00%
Otto Besemen	1944-1945	6	0	5	1	0.00%
Birger Johnson	1943	0				
Ted Meinhover	1942	6	1	5		16.67%
Fritz Grewing	1940-1941	14	7	4	3	50.00%
Leo Stenback	1937-1939	7	3	3	1	42.86%
Schwartz	1936	7	2	4	1	28.57%
Solberg	1934-1935	13	2	10	1	15.38%
Hayden	1933	5	0	5		0.00%
		764	407	333	24	53.27%